



COMPRESSOR DATA SHEET

In Accordance With Federal Uniform Test Method for Certain Lubricated Air Compressors

Rotary Compressor: Variable Frequency Drive

MODEL DATA - FOR COMPRESSED AIR			
1	Manufacturer: FS-Curtis		
2	Model Number: NxV08-100		Date: 03/03/21
	<input checked="" type="checkbox"/> Air-cooled <input type="checkbox"/> Water-cooled		Type: Screw
			# of Stages: 1
3*	Full Load Operating Pressure ^b	100	psig ^b
4	Drive Motor Nominal Rating	10	hp
5	Drive Motor Nominal Efficiency	87.7	percent
6	Fan Motor Nominal Rating (if applicable)	N/A	hp
7	Fan Motor Nominal Efficiency	N/A	percent
8*	Input Power (kW)	Capacity (acfm) ^{a,d}	Specific Power (kW/100 acfm) ^d
	9.6	45.98	20.88
	8.5	40.22	21.13
	7.3	34.56	21.12
	6.3	28.63	22.00
	4.0	16.96	23.58
9*	Total Package Input Power at Zero Flow ^{c, d}		0.0 kW
10	Isentropic Efficiency		60.90 %
11	<p style="text-align: center; font-size: small;"> Note: Graph is only a visual representation of the data in Section 8 Note: Y-Axis Scale, 10 to 35, + 5kW/100acfm increments if necessary above 35 X-Axis Scale, 0 to 25% over maximum capacity </p>		

*For models that are tested in the CAGI Performance Verification Program, these items are verified by the third party administrator. Consult CAGI website for a list of participants in the third party verification program: www.cagi.org



Member

NOTES:

- a. Measured at the discharge terminal point of the compressor package in accordance with ISO 1217, Annex E; ACFM is actual cubic feet per minute at inlet conditions.
- b. The operating pressure at which the Capacity (Item 8) and Electrical Consumption (Item 8) were measured for this data sheet.
- c. No Load Power. In accordance with ISO 1217, Annex E, if measurement of no load power equals less than 1%, manufacturer may state "not significant" or "0" on the test report.
- d. Tolerance is specified in ISO 1217, Annex E, as shown in table below:
NOTE: The terms "power" and "energy" are synonymous for purposes of this document.

Volume Flow Rate at specified conditions		Volume Flow Rate	Specific Energy Consumption	No Load / Zero Flow Power
m^3/min	ft^3/min	%	%	%
Below 0.5	Below 17.6	+/- 7	+/- 8	
0.5 to 1.5	17.6 to 53	+/- 6	+/- 7	+/- 10%
1.5 to 15	53 to 529.7	+/- 5	+/- 6	
Above 15	Above 529.7	+/- 4	+/- 5	

ROT 031.1



COMPRESSOR DATA SHEET

In Accordance With Federal Uniform Test Method for Certain Lubricated Air Compressors

Rotary Compressor: Variable Frequency Drive

MODEL DATA - FOR COMPRESSED AIR				
1	Manufacturer: FS-Curtis			
2	Model Number: NxV08-125		Date:	03/03/21
	<input checked="" type="checkbox"/> Air-cooled <input type="checkbox"/> Water-cooled		Type:	Screw
			# of Stages:	1
3*	Full Load Operating Pressure ^b	125	psig ^b	
4	Drive Motor Nominal Rating	10	hp	
5	Drive Motor Nominal Efficiency	87.7	percent	
6	Fan Motor Nominal Rating (if applicable)	N/A	hp	
7	Fan Motor Nominal Efficiency	N/A	percent	
8*	Input Power (kW)	Capacity (acfm) ^{a,d}		Specific Power (kW/100 acfm) ^d
	9.5	40.48		23.47
	8.3	35.43		23.43
	6.7	30.38		22.05
	5.7	25.16		22.66
4.5	15.09		29.82	
9*	Total Package Input Power at Zero Flow ^{c, d}		0.0	kW
10	Isentropic Efficiency		58.00	%
11	<p style="text-align: center; font-size: small;"> Note: Graph is only a visual representation of the data in Section 8 Note: Y-Axis Scale, 10 to 35, + 5kW/100acfm increments if necessary above 35 X-Axis Scale, 0 to 25% over maximum capacity </p>			

*For models that are tested in the CAGI Performance Verification Program, these items are verified by the third party administrator
 Consult CAGI website for a list of participants in the third party verification program: www.cagi.org



Member

NOTES:

- a. Measured at the discharge terminal point of the compressor package in accordance with ISO 1217, Annex E; ACFM is actual cubic feet per minute at inlet conditions.
- b. The operating pressure at which the Capacity (Item 8) and Electrical Consumption (Item 8) were measured for this data sheet.
- c. No Load Power. In accordance with ISO 1217, Annex E, if measurement of no load power equals less than 1%, manufacturer may state "not significant" or "0" on the test report.
- d. Tolerance is specified in ISO 1217, Annex E, as shown in table below:
 NOTE: The terms "power" and "energy" are synonymous for purposes of this document.

Volume Flow Rate at specified conditions		Volume Flow Rate	Specific Energy Consumption	No Load / Zero Flow Power
m ³ / min	ft ³ / min			
Below 0.5	Below 17.6	+/- 7	+/- 8	
0.5 to 1.5	17.6 to 53	+/- 6	+/- 7	+/- 10%
1.5 to 15	53 to 529.7	+/- 5	+/- 6	
Above 15	Above 529.7	+/- 4	+/- 5	

ROT 031.1



COMPRESSOR DATA SHEET

In Accordance With Federal Uniform Test Method for Certain Lubricated Air Compressors

Rotary Compressor: Variable Frequency Drive

MODEL DATA - FOR COMPRESSED AIR				
1	Manufacturer: FS-Curtis			
2	Model Number: NxV08-150		Date:	03/03/21
	<input checked="" type="checkbox"/> Air-cooled	<input type="checkbox"/> Water-cooled	Type:	Screw
				# of Stages: 1
3*	Full Load Operating Pressure ^b	150	psig ^b	
4	Drive Motor Nominal Rating	10	hp	
5	Drive Motor Nominal Efficiency	87.7	percent	
6	Fan Motor Nominal Rating (if applicable)	N/A	hp	
7	Fan Motor Nominal Efficiency	N/A	percent	
8*	Input Power (kW)		Capacity (acfm) ^{a,d}	Specific Power (kW/100 acfm) ^d
	9.6		35.81	26.81
	8.7		32.71	26.60
	6.7		26.45	25.33
	6.1		23.30	26.18
5.2		16.05	32.40	
9*	Total Package Input Power at Zero Flow ^{c, d}		0.0	kW
10	Isentropic Efficiency		60.20	%
11	<p style="text-align: center; font-size: small;"> Note: Graph is only a visual representation of the data in Section 8 Note: Y-Axis Scale, 10 to 35, + 5kW/100acfm increments if necessary above 35 X-Axis Scale, 0 to 25% over maximum capacity </p>			

*For models that are tested in the CAGI Performance Verification Program, these items are verified by the third party administrator. Consult CAGI website for a list of participants in the third party verification program: www.cagi.org



Member

NOTES:

- a. Measured at the discharge terminal point of the compressor package in accordance with ISO 1217, Annex E; ACFM is actual cubic feet per minute at inlet conditions.
- b. The operating pressure at which the Capacity (Item 8) and Electrical Consumption (Item 8) were measured for this data sheet.
- c. No Load Power. In accordance with ISO 1217, Annex E, if measurement of no load power equals less than 1%, manufacturer may state "not significant" or "0" on the test report.
- d. Tolerance is specified in ISO 1217, Annex E, as shown in table below:
NOTE: The terms "power" and "energy" are synonymous for purposes of this document.

Volume Flow Rate at specified conditions		Volume Flow Rate	Specific Energy Consumption	No Load / Zero Flow Power
m^3 / min	ft^3 / min			
Below 0.5	Below 17.6	+/- 7	+/- 8	
0.5 to 1.5	17.6 to 53	+/- 6	+/- 7	+/- 10%
1.5 to 15	53 to 529.7	+/- 5	+/- 6	
Above 15	Above 529.7	+/- 4	+/- 5	

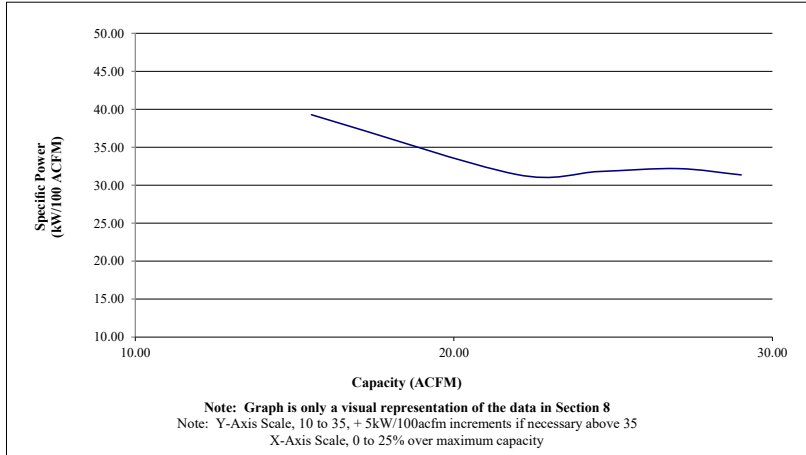
ROT 031.1



COMPRESSOR DATA SHEET

In Accordance With Federal Uniform Test Method for Certain Lubricated Air Compressors

Rotary Compressor: Variable Frequency Drive

MODEL DATA - FOR COMPRESSED AIR			
1	Manufacturer: FS-Curtis		
2	Model Number: NxV08-175		Date: 03/03/21
	<input checked="" type="checkbox"/> Air-cooled <input type="checkbox"/> Water-cooled		Type: Screw
			# of Stages: 1
3*	Full Load Operating Pressure ^b	175	psig ^b
4	Drive Motor Nominal Rating	10	hp
5	Drive Motor Nominal Efficiency	87.7	percent
6	Fan Motor Nominal Rating (if applicable)	N/A	hp
7	Fan Motor Nominal Efficiency	N/A	percent
8*	Input Power (kW)	Capacity (acfm) ^{a,d}	Specific Power (kW/100 acfm) ^d
	9.1	29.02	31.36
	8.7	27.03	32.19
	7.8	24.53	31.80
	6.9	21.96	31.42
9*	Total Package Input Power at Zero Flow ^{c, d}		0.0 kW
10	Isentropic Efficiency	60.50	%
11	 <p style="text-align: center; font-size: small;"> Note: Graph is only a visual representation of the data in Section 8 Note: Y-Axis Scale, 10 to 35, + 5kW/100acfm increments if necessary above 35 X-Axis Scale, 0 to 25% over maximum capacity </p>		

*For models that are tested in the CAGI Performance Verification Program, these items are verified by the third party administrator. Consult CAGI website for a list of participants in the third party verification program: www.cagi.org



Member

NOTES:

- a. Measured at the discharge terminal point of the compressor package in accordance with ISO 1217, Annex E; ACFM is actual cubic feet per minute at inlet conditions.
- b. The operating pressure at which the Capacity (Item 8) and Electrical Consumption (Item 8) were measured for this data sheet.
- c. No Load Power. In accordance with ISO 1217, Annex E, if measurement of no load power equals less than 1%, manufacturer may state "not significant" or "0" on the test report.
- d. Tolerance is specified in ISO 1217, Annex E, as shown in table below:
NOTE: The terms "power" and "energy" are synonymous for purposes of this document.

Volume Flow Rate at specified conditions		Volume Flow Rate	Specific Energy Consumption	No Load / Zero Flow Power
m^3 / min	ft^3 / min	%	%	%
Below 0.5	Below 17.6	+/- 7	+/- 8	
0.5 to 1.5	17.6 to 53	+/- 6	+/- 7	+/- 10%
1.5 to 15	53 to 529.7	+/- 5	+/- 6	
Above 15	Above 529.7	+/- 4	+/- 5	

ROT 031.1



COMPRESSOR DATA SHEET

In Accordance With Federal Uniform Test Method for Certain Lubricated Air Compressors

Rotary Compressor: Variable Frequency Drive

MODEL DATA - FOR COMPRESSED AIR				
1	Manufacturer: FS-Curtis			
2	Model Number: NxV11-100		Date:	03/03/21
	<input checked="" type="checkbox"/> Air-cooled	<input type="checkbox"/> Water-cooled	Type:	Screw
				# of Stages: 1
3*	Full Load Operating Pressure ^b	100	psig ^b	
4	Drive Motor Nominal Rating	15	hp	
5	Drive Motor Nominal Efficiency	88.7	percent	
6	Fan Motor Nominal Rating (if applicable)	N/A	hp	
7	Fan Motor Nominal Efficiency	N/A	percent	
8*	Input Power (kW)	Capacity (acfm) ^{a,d}		Specific Power (kW/100 acfm) ^d
	13.7			20.88
	11.9			20.66
	9.9			20.02
	8.0			19.33
9*	Total Package Input Power at Zero Flow ^{c, d}		0.0	kW
10	Isentropic Efficiency		67.20	%
11	<p style="text-align: center; font-size: small;"> Note: Graph is only a visual representation of the data in Section 8 Note: Y-Axis Scale, 10 to 35, + 5kW/100acfm increments if necessary above 35 X-Axis Scale, 0 to 25% over maximum capacity </p>			

*For models that are tested in the CAGI Performance Verification Program, these items are verified by the third party administrator
 Consult CAGI website for a list of participants in the third party verification program: www.cagi.org



Member

NOTES:

- a. Measured at the discharge terminal point of the compressor package in accordance with ISO 1217, Annex E; ACFM is actual cubic feet per minute at inlet conditions.
- b. The operating pressure at which the Capacity (Item 8) and Electrical Consumption (Item 8) were measured for this data sheet.
- c. No Load Power. In accordance with ISO 1217, Annex E, if measurement of no load power equals less than 1%, manufacturer may state "not significant" or "0" on the test report.
- d. Tolerance is specified in ISO 1217, Annex E, as shown in table below:
 NOTE: The terms "power" and "energy" are synonymous for purposes of this document.

Volume Flow Rate at specified conditions		Volume Flow Rate	Specific Energy Consumption	No Load / Zero Flow Power
m^3 / min	ft^3 / min	%	%	%
Below 0.5	Below 17.6	+/- 7	+/- 8	
0.5 to 1.5	17.6 to 53	+/- 6	+/- 7	+/- 10%
1.5 to 15	53 to 529.7	+/- 5	+/- 6	
Above 15	Above 529.7	+/- 4	+/- 5	

ROT 031.1



COMPRESSOR DATA SHEET

In Accordance With Federal Uniform Test Method for Certain Lubricated Air Compressors

Rotary Compressor: Variable Frequency Drive

MODEL DATA - FOR COMPRESSED AIR			
1	Manufacturer: FS-Curtis		
2	Model Number: NxV11-125		Date: 03/03/21
	<input checked="" type="checkbox"/> Air-cooled <input type="checkbox"/> Water-cooled		Type: Screw
			# of Stages: 1
3*	Full Load Operating Pressure ^b	125	psig ^b
4	Drive Motor Nominal Rating	15	hp
5	Drive Motor Nominal Efficiency	88.7	percent
6	Fan Motor Nominal Rating (if applicable)	N/A	hp
7	Fan Motor Nominal Efficiency	N/A	percent
8*	Input Power (kW)	Capacity (acfm) ^{a,d}	Specific Power (kW/100 acfm) ^d
	12.9	57.32	22.51
	11.1	49.87	22.26
	9.4	41.81	22.48
	7.7	34.12	22.57
9*		0.0	kW
10	Isentropic Efficiency	65.60	%
11	<p style="text-align: center; font-size: small;"> Note: Graph is only a visual representation of the data in Section 8 Note: Y-Axis Scale, 10 to 35, + 5kW/100acfm increments if necessary above 35 X-Axis Scale, 0 to 25% over maximum capacity </p>		

*For models that are tested in the CAGI Performance Verification Program, these items are verified by the third party administrator
 Consult CAGI website for a list of participants in the third party verification program: www.cagi.org



Member

NOTES:

- a. Measured at the discharge terminal point of the compressor package in accordance with ISO 1217, Annex E; ACFM is actual cubic feet per minute at inlet conditions.
- b. The operating pressure at which the Capacity (Item 8) and Electrical Consumption (Item 8) were measured for this data sheet.
- c. No Load Power. In accordance with ISO 1217, Annex E, if measurement of no load power equals less than 1%, manufacturer may state "not significant" or "0" on the test report.
- d. Tolerance is specified in ISO 1217, Annex E, as shown in table below:
 NOTE: The terms "power" and "energy" are synonymous for purposes of this document.

Volume Flow Rate at specified conditions		Volume Flow Rate	Specific Energy Consumption	No Load / Zero Flow Power
m ³ / min	ft ³ / min			
Below 0.5	Below 17.6	+/- 7	+/- 8	
0.5 to 1.5	17.6 to 53	+/- 6	+/- 7	+/- 10%
1.5 to 15	53 to 529.7	+/- 5	+/- 6	
Above 15	Above 529.7	+/- 4	+/- 5	

ROT 031.1



COMPRESSOR DATA SHEET

In Accordance With Federal Uniform Test Method for Certain Lubricated Air Compressors

Rotary Compressor: Variable Frequency Drive

MODEL DATA - FOR COMPRESSED AIR				
1	Manufacturer: FS-Curtis			
2	Model Number: NxV11-150		Date:	03/03/21
	<input checked="" type="checkbox"/> Air-cooled	<input type="checkbox"/> Water-cooled	Type:	Screw
				# of Stages:
3*	Full Load Operating Pressure ^b	150	psig ^b	
4	Drive Motor Nominal Rating	15	hp	
5	Drive Motor Nominal Efficiency	88.7	percent	
6	Fan Motor Nominal Rating (if applicable)	N/A	hp	
7	Fan Motor Nominal Efficiency	N/A	percent	
8*	Input Power (kW)	Capacity (acfm) ^{a,d}		Specific Power (kW/100 acfm) ^d
	13.0	50.97		25.51
	11.2	44.19		25.35
	9.3	37.03		25.11
	7.6	30.02		25.32
9*			0.0	kW
10	Isentropic Efficiency	64.60	%	
11	<div style="border: 1px solid black; padding: 10px;"> <p style="text-align: center; font-size: small;"> Note: Graph is only a visual representation of the data in Section 8 Note: Y-Axis Scale, 10 to 35, + 5kW/100acfm increments if necessary above 35 X-Axis Scale, 0 to 25% over maximum capacity </p> </div>			

*For models that are tested in the CAGI Performance Verification Program, these items are verified by the third party administrator
 Consult CAGI website for a list of participants in the third party verification program: www.cagi.org



Member

NOTES:

- a. Measured at the discharge terminal point of the compressor package in accordance with ISO 1217, Annex E; ACFM is actual cubic feet per minute at inlet conditions.
- b. The operating pressure at which the Capacity (Item 8) and Electrical Consumption (Item 8) were measured for this data sheet.
- c. No Load Power. In accordance with ISO 1217, Annex E, if measurement of no load power equals less than 1%, manufacturer may state "not significant" or "0" on the test report.
- d. Tolerance is specified in ISO 1217, Annex E, as shown in table below:
 NOTE: The terms "power" and "energy" are synonymous for purposes of this document.

Volume Flow Rate at specified conditions		Volume Flow Rate	Specific Energy Consumption	No Load / Zero Flow Power
m^3/min	ft^3/min	%	%	%
Below 0.5	Below 17.6	+/- 7	+/- 8	
0.5 to 1.5	17.6 to 53	+/- 6	+/- 7	+/- 10%
1.5 to 15	53 to 529.7	+/- 5	+/- 6	
Above 15	Above 529.7	+/- 4	+/- 5	

ROT 031.1



COMPRESSOR DATA SHEET

In Accordance With Federal Uniform Test Method for Certain Lubricated Air Compressors

Rotary Compressor: Variable Frequency Drive

MODEL DATA - FOR COMPRESSED AIR			
1	Manufacturer: FS-Curtis		
2	Model Number: NxV11-175		Date: 03/03/21
	<input checked="" type="checkbox"/> Air-cooled <input type="checkbox"/> Water-cooled		Type: Screw
			# of Stages: 1
3*	Full Load Operating Pressure ^b	175	psig ^b
4	Drive Motor Nominal Rating	15	hp
5	Drive Motor Nominal Efficiency	88.7	percent
6	Fan Motor Nominal Rating (if applicable)	N/A	hp
7	Fan Motor Nominal Efficiency	N/A	percent
8*	Input Power (kW)	Capacity (acfm) ^{a,d}	Specific Power (kW/100 acfm) ^d
	12.8	44.47	28.78
	11.2	38.77	28.89
	9.0	32.34	27.83
	7.3	26.21	27.85
9*		0.0	kW
10	Isentropic Efficiency	62.80	%
11	<p style="text-align: center; font-size: small;"> Note: Graph is only a visual representation of the data in Section 8 Note: Y-Axis Scale, 10 to 35, + 5kW/100acfm increments if necessary above 35 X-Axis Scale, 0 to 25% over maximum capacity </p>		

*For models that are tested in the CAGI Performance Verification Program, these items are verified by the third party administrator
 Consult CAGI website for a list of participants in the third party verification program: www.cagi.org



Member

NOTES:

- a. Measured at the discharge terminal point of the compressor package in accordance with ISO 1217, Annex E; ACFM is actual cubic feet per minute at inlet conditions.
- b. The operating pressure at which the Capacity (Item 8) and Electrical Consumption (Item 8) were measured for this data sheet.
- c. No Load Power. In accordance with ISO 1217, Annex E, if measurement of no load power equals less than 1%, manufacturer may state "not significant" or "0" on the test report.
- d. Tolerance is specified in ISO 1217, Annex E, as shown in table below:
 NOTE: The terms "power" and "energy" are synonymous for purposes of this document.

Volume Flow Rate at specified conditions		Volume Flow Rate	Specific Energy Consumption	No Load / Zero Flow Power
m^3 / min	ft^3 / min			
Below 0.5	Below 17.6	+/- 7	+/- 8	
0.5 to 1.5	17.6 to 53	+/- 6	+/- 7	+/- 10%
1.5 to 15	53 to 529.7	+/- 5	+/- 6	
Above 15	Above 529.7	+/- 4	+/- 5	

ROT 031.1



COMPRESSOR DATA SHEET

In Accordance With Federal Uniform Test Method for Certain Lubricated Air Compressors

Rotary Compressor: Variable Frequency Drive

MODEL DATA - FOR COMPRESSED AIR				
1	Manufacturer: FS-Curtis			
2	Model Number: NxV15-100		Date:	03/03/21
	<input checked="" type="checkbox"/> Air-cooled	<input type="checkbox"/> Water-cooled	Type:	Screw
				# of Stages: 1
3*	Full Load Operating Pressure ^b	100	psig ^b	
4	Drive Motor Nominal Rating	20	hp	
5	Drive Motor Nominal Efficiency	88.7	percent	
6	Fan Motor Nominal Rating (if applicable)	N/A	hp	
7	Fan Motor Nominal Efficiency	N/A	percent	
8*	Input Power (kW)	Capacity (acfm) ^{a,d}		Specific Power (kW/100 acfm) ^d
	17.5	84.25		20.77
	15.0	74.48		20.14
	13.1	64.32		20.37
	11.6	53.96		21.50
9*	Total Package Input Power at Zero Flow ^{c, d}		0.0	kW
10	Isentropic Efficiency		62.00	%
11	<p style="text-align: center; font-size: small;"> Note: Graph is only a visual representation of the data in Section 8 Note: Y-Axis Scale, 10 to 35, + 5kW/100acfm increments if necessary above 35 X-Axis Scale, 0 to 25% over maximum capacity </p>			

*For models that are tested in the CAGI Performance Verification Program, these items are verified by the third party administrator
 Consult CAGI website for a list of participants in the third party verification program: www.cagi.org



Member

NOTES:

- a. Measured at the discharge terminal point of the compressor package in accordance with ISO 1217, Annex E; ACFM is actual cubic feet per minute at inlet conditions.
- b. The operating pressure at which the Capacity (Item 8) and Electrical Consumption (Item 8) were measured for this data sheet.
- c. No Load Power. In accordance with ISO 1217, Annex E, if measurement of no load power equals less than 1%, manufacturer may state "not significant" or "0" on the test report.
- d. Tolerance is specified in ISO 1217, Annex E, as shown in table below:
 NOTE: The terms "power" and "energy" are synonymous for purposes of this document.

Volume Flow Rate at specified conditions		Volume Flow Rate	Specific Energy Consumption	No Load / Zero Flow Power
m^3 / min	ft^3 / min			
Below 0.5	Below 17.6	+/- 7	+/- 8	
0.5 to 1.5	17.6 to 53	+/- 6	+/- 7	+/- 10%
1.5 to 15	53 to 529.7	+/- 5	+/- 6	
Above 15	Above 529.7	+/- 4	+/- 5	

ROT 031.1



COMPRESSOR DATA SHEET

In Accordance With Federal Uniform Test Method for Certain Lubricated Air Compressors

Rotary Compressor: Variable Frequency Drive

MODEL DATA - FOR COMPRESSED AIR			
1	Manufacturer: FS Curtis		
2	Model Number: NxV15-125		Date: 12/09/21
	<input checked="" type="checkbox"/> Air-cooled <input type="checkbox"/> Water-cooled		Type: Screw
			# of Stages: 1
3*	Full Load Operating Pressure ^b	125	psig ^b
4	Drive Motor Nominal Rating	20	hp
5	Drive Motor Nominal Efficiency	88.7	percent
6	Fan Motor Nominal Rating (if applicable)	n/a	hp
7	Fan Motor Nominal Efficiency	n/a	percent
8*	Input Power (kW)	Capacity (acfm) ^{a,d}	Specific Power (kW/100 acfm) ^d
	19.4	80	24.25
	16.2	69	23.48
	13.1	56	23.39
	10.3	43	23.95
	7.5	30	25.00
9*	Total Package Input Power at Zero Flow ^{c, d}		0.0 kW
10	Isentropic Efficiency	62.90	%
11	<p style="text-align: center; font-size: small;"> Note: Graph is only a visual representation of the data in Section 8 Note: Y-Axis Scale, 10 to 35, + 5kW/100acfm increments if necessary above 35 X-Axis Scale, 0 to 25% over maximum capacity </p>		

*For models that are tested in the CAGI Performance Verification Program, these items are verified by the third party administrator. Consult CAGI website for a list of participants in the third party verification program: www.cagi.org



Member

NOTES:

- a. Measured at the discharge terminal point of the compressor package in accordance with ISO 1217, Annex E; ACFM is actual cubic feet per minute at inlet conditions.
- b. The operating pressure at which the Capacity (Item 8) and Electrical Consumption (Item 8) were measured for this data sheet.
- c. No Load Power. In accordance with ISO 1217, Annex E, if measurement of no load power equals less than 1%, manufacturer may state "not significant" or "0" on the test report.
- d. Tolerance is specified in ISO 1217, Annex E, as shown in table below:
NOTE: The terms "power" and "energy" are synonymous for purposes of this document.

Volume Flow Rate at specified conditions		Volume Flow Rate	Specific Energy Consumption	No Load / Zero Flow Power
m ³ / min	ft ³ / min	%	%	%
Below 0.5	Below 17.6	+/- 7	+/- 8	
0.5 to 1.5	17.6 to 53	+/- 6	+/- 7	+/- 10%
1.5 to 15	53 to 529.7	+/- 5	+/- 6	
Above 15	Above 529.7	+/- 4	+/- 5	

ROT 031.1



COMPRESSOR DATA SHEET

In Accordance With Federal Uniform Test Method for Certain Lubricated Air Compressors

Rotary Compressor: Variable Frequency Drive

MODEL DATA - FOR COMPRESSED AIR				
1	Manufacturer: FS-Curtis			
2	Model Number: NxV15-150		Date:	03/03/21
	<input checked="" type="checkbox"/> Air-cooled	<input type="checkbox"/> Water-cooled	Type:	Screw
				# of Stages:
3*	Full Load Operating Pressure ^b	150	psig ^b	
4	Drive Motor Nominal Rating	20	hp	
5	Drive Motor Nominal Efficiency	88.7	percent	
6	Fan Motor Nominal Rating (if applicable)	N/A	hp	
7	Fan Motor Nominal Efficiency	N/A	percent	
8*	Input Power (kW)	Capacity (acfm) ^{a,d}		Specific Power (kW/100 acfm) ^d
	17.7			70.47
	16.0			25.12
	13.8			61.91
	12.5			53.01
9.0			45.19	27.66
25.62			35.25	
9*	Total Package Input Power at Zero Flow ^{c, d}		0.0	kW
10	Isentropic Efficiency		59.60	%
11	<p style="text-align: center; font-size: small;"> Note: Graph is only a visual representation of the data in Section 8 Note: Y-Axis Scale, 10 to 35, + 5kW/100acfm increments if necessary above 35 X-Axis Scale, 0 to 25% over maximum capacity </p>			

*For models that are tested in the CAGI Performance Verification Program, these items are verified by the third party administrator
 Consult CAGI website for a list of participants in the third party verification program: www.cagi.org



Member

NOTES:

- a. Measured at the discharge terminal point of the compressor package in accordance with ISO 1217, Annex E; ACFM is actual cubic feet per minute at inlet conditions.
- b. The operating pressure at which the Capacity (Item 8) and Electrical Consumption (Item 8) were measured for this data sheet.
- c. No Load Power. In accordance with ISO 1217, Annex E, if measurement of no load power equals less than 1%, manufacturer may state "not significant" or "0" on the test report.
- d. Tolerance is specified in ISO 1217, Annex E, as shown in table below:
 NOTE: The terms "power" and "energy" are synonymous for purposes of this document.

Volume Flow Rate at specified conditions		Volume Flow Rate	Specific Energy Consumption	No Load / Zero Flow Power
m ³ / min	ft ³ / min			
Below 0.5	Below 17.6	+/- 7	+/- 8	
0.5 to 1.5	17.6 to 53	+/- 6	+/- 7	+/- 10%
1.5 to 15	53 to 529.7	+/- 5	+/- 6	
Above 15	Above 529.7	+/- 4	+/- 5	

ROT 031.1



COMPRESSOR DATA SHEET

In Accordance With Federal Uniform Test Method for Certain Lubricated Air Compressors

Rotary Compressor: Variable Frequency Drive

MODEL DATA - FOR COMPRESSED AIR			
1	Manufacturer: FS-Curtis		
2	Model Number: NxV15-175		Date: 03/03/21
	<input checked="" type="checkbox"/> Air-cooled <input type="checkbox"/> Water-cooled		Type: Screw
			# of Stages: 1
3*	Full Load Operating Pressure ^b	175	psig ^b
4	Drive Motor Nominal Rating	20	hp
5	Drive Motor Nominal Efficiency	88.7	percent
6	Fan Motor Nominal Rating (if applicable)	N/A	hp
7	Fan Motor Nominal Efficiency	N/A	percent
8*	Input Power (kW)	Capacity (acfm) ^{a,d}	Specific Power (kW/100 acfm) ^d
	18.0	64.94	27.72
	15.7	57.00	27.54
	14.0	48.89	28.64
	12.4	40.37	30.72
9*	Total Package Input Power at Zero Flow ^{c, d}		0.0 kW
10	Isentropic Efficiency	58.90	%
11	<p style="text-align: center; font-size: small;"> Note: Graph is only a visual representation of the data in Section 8 Note: Y-Axis Scale, 10 to 35, + 5kW/100acfm increments if necessary above 35 X-Axis Scale, 0 to 25% over maximum capacity </p>		

*For models that are tested in the CAGI Performance Verification Program, these items are verified by the third party administrator. Consult CAGI website for a list of participants in the third party verification program: www.cagi.org



Member

NOTES:

- a. Measured at the discharge terminal point of the compressor package in accordance with ISO 1217, Annex E; ACFM is actual cubic feet per minute at inlet conditions.
- b. The operating pressure at which the Capacity (Item 8) and Electrical Consumption (Item 8) were measured for this data sheet.
- c. No Load Power. In accordance with ISO 1217, Annex E, if measurement of no load power equals less than 1%, manufacturer may state "not significant" or "0" on the test report.
- d. Tolerance is specified in ISO 1217, Annex E, as shown in table below:
NOTE: The terms "power" and "energy" are synonymous for purposes of this document.

Volume Flow Rate at specified conditions		Volume Flow Rate	Specific Energy Consumption	No Load / Zero Flow Power
m ³ / min	ft ³ / min			
Below 0.5	Below 17.6	+/- 7	+/- 8	
0.5 to 1.5	17.6 to 53	+/- 6	+/- 7	+/- 10%
1.5 to 15	53 to 529.7	+/- 5	+/- 6	
Above 15	Above 529.7	+/- 4	+/- 5	

ROT 031.1



COMPRESSOR DATA SHEET

In Accordance With Federal Uniform Test Method for Certain Lubricated Air Compressors

Rotary Compressor: Variable Frequency Drive

MODEL DATA - FOR COMPRESSED AIR			
1	Manufacturer: FS-Curtis		
2	Model Number: NxV18-100		Date: 03/03/21
	<input checked="" type="checkbox"/> Air-cooled <input type="checkbox"/> Water-cooled		Type: Screw
			# of Stages: 1
3*	Full Load Operating Pressure ^b	100	psig ^b
4	Drive Motor Nominal Rating	25	hp
5	Drive Motor Nominal Efficiency	91.7	percent
6	Fan Motor Nominal Rating (if applicable)	1	hp
7	Fan Motor Nominal Efficiency	82.5	percent
8*	Input Power (kW)	Capacity (acfm) ^{a,d}	Specific Power (kW/100 acfm) ^d
	22.3	112.0	19.91
	19.1	96.8	19.73
	16.1	81.4	19.78
	13.3	65.4	20.34
9*	Total Package Input Power at Zero Flow ^{c, d}		0.0 kW
10	Isentropic Efficiency	65.80	%
11	<p style="text-align: center; font-size: small;"> Note: Graph is only a visual representation of the data in Section 8 Note: Y-Axis Scale, 10 to 35, + 5kW/100acfm increments if necessary above 35 X-Axis Scale, 0 to 25% over maximum capacity </p>		

*For models that are tested in the CAGI Performance Verification Program, these items are verified by the third party administrator
 Consult CAGI website for a list of participants in the third party verification program: www.cagi.org



Member

NOTES:

- a. Measured at the discharge terminal point of the compressor package in accordance with ISO 1217, Annex E; ACFM is actual cubic feet per minute at inlet conditions.
- b. The operating pressure at which the Capacity (Item 8) and Electrical Consumption (Item 8) were measured for this data sheet.
- c. No Load Power. In accordance with ISO 1217, Annex E, if measurement of no load power equals less than 1%, manufacturer may state "not significant" or "0" on the test report.
- d. Tolerance is specified in ISO 1217, Annex E, as shown in table below:
 NOTE: The terms "power" and "energy" are synonymous for purposes of this document.

Volume Flow Rate at specified conditions		Volume Flow Rate	Specific Energy Consumption	No Load / Zero Flow Power
m^3 / min	ft^3 / min	%	%	%
Below 0.5	Below 17.6	+/- 7	+/- 8	
0.5 to 1.5	17.6 to 53	+/- 6	+/- 7	+/- 10%
1.5 to 15	53 to 529.7	+/- 5	+/- 6	
Above 15	Above 529.7	+/- 4	+/- 5	

ROT 031.1



COMPRESSOR DATA SHEET

In Accordance With Federal Uniform Test Method for Certain Lubricated Air Compressors

Rotary Compressor: Variable Frequency Drive

MODEL DATA - FOR COMPRESSED AIR			
1	Manufacturer: FS-Curtis		
2	Model Number: NxV18-125		Date: 03/03/21
	<input checked="" type="checkbox"/> Air-cooled <input type="checkbox"/> Water-cooled		Type: Screw
			# of Stages: 1
3*	Full Load Operating Pressure ^b	125	psig ^b
4	Drive Motor Nominal Rating	25	hp
5	Drive Motor Nominal Efficiency	91.7	percent
6	Fan Motor Nominal Rating (if applicable)	1	hp
7	Fan Motor Nominal Efficiency	82.5	percent
8*	Input Power (kW)	Capacity (acfm) ^{a,d}	Specific Power (kW/100 acfm) ^d
	23.2	102.4	22.66
	20.2	89.1	22.67
	17.7	75.5	23.44
	15.2	61.4	24.76
9*	Total Package Input Power at Zero Flow ^{c, d}	0.0	kW
10	Isentropic Efficiency	61.30	%
11	<div style="border: 1px solid black; padding: 10px;"> <p style="font-size: small; text-align: center;"> Note: Graph is only a visual representation of the data in Section 8 Note: Y-Axis Scale, 10 to 35, + 5kW/100acfm increments if necessary above 35 X-Axis Scale, 0 to 25% over maximum capacity </p> </div>		

*For models that are tested in the CAGI Performance Verification Program, these items are verified by the third party administrator. Consult CAGI website for a list of participants in the third party verification program: www.cagi.org



Member

- NOTES:
- Measured at the discharge terminal point of the compressor package in accordance with ISO 1217, Annex E; ACFM is actual cubic feet per minute at inlet conditions.
 - The operating pressure at which the Capacity (Item 8) and Electrical Consumption (Item 8) were measured for this data sheet.
 - No Load Power. In accordance with ISO 1217, Annex E, if measurement of no load power equals less than 1%, manufacturer may state "not significant" or "0" on the test report.
 - Tolerance is specified in ISO 1217, Annex E, as shown in table below:
NOTE: The terms "power" and "energy" are synonymous for purposes of this document.

Volume Flow Rate at specified conditions		Volume Flow Rate	Specific Energy Consumption	No Load / Zero Flow Power
m^3/min	ft^3/min	%	%	%
Below 0.5	Below 17.6	+/- 7	+/- 8	
0.5 to 1.5	17.6 to 53	+/- 6	+/- 7	+/- 10%
1.5 to 15	53 to 529.7	+/- 5	+/- 6	
Above 15	Above 529.7	+/- 4	+/- 5	

ROT 031.1



COMPRESSOR DATA SHEET

In Accordance With Federal Uniform Test Method for Certain Lubricated Air Compressors

Rotary Compressor: Variable Frequency Drive

MODEL DATA - FOR COMPRESSED AIR			
1	Manufacturer: FS-Curtis		
2	Model Number: NxV18-150		Date: 03/03/21
	<input checked="" type="checkbox"/> Air-cooled <input type="checkbox"/> Water-cooled		Type: Screw
			# of Stages: 1
3*	Full Load Operating Pressure ^b	150	psig ^b
4	Drive Motor Nominal Rating	25	hp
5	Drive Motor Nominal Efficiency	91.7	percent
6	Fan Motor Nominal Rating (if applicable)	1	hp
7	Fan Motor Nominal Efficiency	82.5	percent
8*	Input Power (kW)	Capacity (acfm) ^{a,d}	Specific Power (kW/100 acfm) ^d
	23.5	90.5	25.97
	21.3	79.7	26.73
	18.6	68.4	27.19
	16.1	57.6	27.95
9*	Total Package Input Power at Zero Flow ^{c, d}	0.0	kW
10	Isentropic Efficiency	59.10	%
11	<p style="text-align: center; font-size: small;"> Note: Graph is only a visual representation of the data in Section 8 Note: Y-Axis Scale, 10 to 35, + 5kW/100acfm increments if necessary above 35 X-Axis Scale, 0 to 25% over maximum capacity </p>		

*For models that are tested in the CAGI Performance Verification Program, these items are verified by the third party administrator
 Consult CAGI website for a list of participants in the third party verification program: www.cagi.org



Member

- NOTES:
- Measured at the discharge terminal point of the compressor package in accordance with ISO 1217, Annex E; ACFM is actual cubic feet per minute at inlet conditions.
 - The operating pressure at which the Capacity (Item 8) and Electrical Consumption (Item 8) were measured for this data sheet.
 - No Load Power. In accordance with ISO 1217, Annex E, if measurement of no load power equals less than 1%, manufacturer may state "not significant" or "0" on the test report.
 - Tolerance is specified in ISO 1217, Annex E, as shown in table below:
 NOTE: The terms "power" and "energy" are synonymous for purposes of this document.

Volume Flow Rate at specified conditions		Volume Flow Rate	Specific Energy Consumption	No Load / Zero Flow Power
m ³ / min	ft ³ / min			
Below 0.5	Below 17.6	+/- 7	+/- 8	
0.5 to 1.5	17.6 to 53	+/- 6	+/- 7	+/- 10%
1.5 to 15	53 to 529.7	+/- 5	+/- 6	
Above 15	Above 529.7	+/- 4	+/- 5	

ROT 031.1



COMPRESSOR DATA SHEET

In Accordance With Federal Uniform Test Method for Certain Lubricated Air Compressors

Rotary Compressor: Variable Frequency Drive

MODEL DATA - FOR COMPRESSED AIR			
1	Manufacturer: FS-Curtis		
2	Model Number: NxV18-175		Date: 03/03/21
	<input checked="" type="checkbox"/> Air-cooled <input type="checkbox"/> Water-cooled		Type: Screw
			# of Stages: 1
3*	Full Load Operating Pressure ^b	175	psig ^b
4	Drive Motor Nominal Rating	25	hp
5	Drive Motor Nominal Efficiency	91.7	percent
6	Fan Motor Nominal Rating (if applicable)	1	hp
7	Fan Motor Nominal Efficiency	82.5	percent
8*	Input Power (kW)	Capacity (acfm) ^{a,d}	Specific Power (kW/100 acfm) ^d
	23.5	82.9	28.35
	22.8	79.8	28.57
	19.8	67.2	29.46
	17.2	54.4	31.62
13.8	40.3	34.24	
9*	Total Package Input Power at Zero Flow ^{c, d}		0.0 kW
10	Isentropic Efficiency	56.00	%
11	<p style="text-align: center; font-size: small;"> Note: Graph is only a visual representation of the data in Section 8 Note: Y-Axis Scale, 10 to 35, + 5kW/100acfm increments if necessary above 35 X-Axis Scale, 0 to 25% over maximum capacity </p>		

*For models that are tested in the CAGI Performance Verification Program, these items are verified by the third party administrator
 Consult CAGI website for a list of participants in the third party verification program: www.cagi.org



Member

NOTES:

- a. Measured at the discharge terminal point of the compressor package in accordance with ISO 1217, Annex E; ACFM is actual cubic feet per minute at inlet conditions.
- b. The operating pressure at which the Capacity (Item 8) and Electrical Consumption (Item 8) were measured for this data sheet.
- c. No Load Power. In accordance with ISO 1217, Annex E, if measurement of no load power equals less than 1%, manufacturer may state "not significant" or "0" on the test report.
- d. Tolerance is specified in ISO 1217, Annex E, as shown in table below:
 NOTE: The terms "power" and "energy" are synonymous for purposes of this document.

Volume Flow Rate at specified conditions		Volume Flow Rate	Specific Energy Consumption	No Load / Zero Flow Power
m ³ / min	ft ³ / min			
Below 0.5	Below 17.6	+/- 7	+/- 8	
0.5 to 1.5	17.6 to 53	+/- 6	+/- 7	+/- 10%
1.5 to 15	53 to 529.7	+/- 5	+/- 6	
Above 15	Above 529.7	+/- 4	+/- 5	

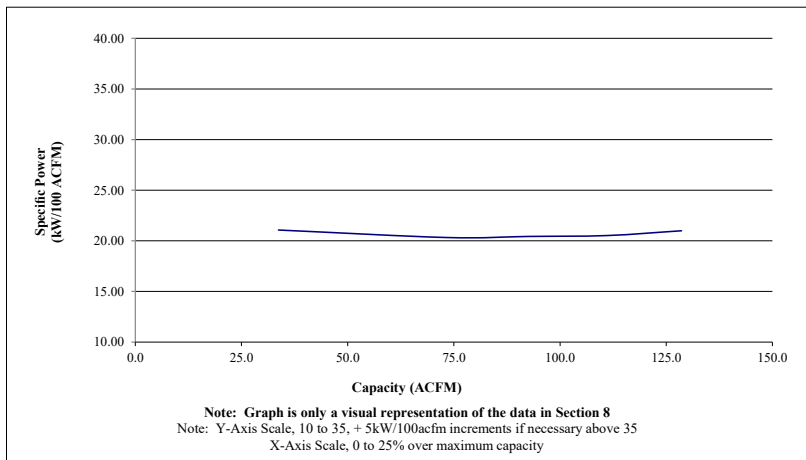
ROT 031.1



COMPRESSOR DATA SHEET

In Accordance With Federal Uniform Test Method for Certain Lubricated Air Compressors

Rotary Compressor: Variable Frequency Drive

MODEL DATA - FOR COMPRESSED AIR				
1	Manufacturer: FS-Curtis			
2	Model Number: NxV22-100		Date:	03/03/21
	<input checked="" type="checkbox"/> Air-cooled	<input type="checkbox"/> Water-cooled	Type:	Screw
				# of Stages:
3*	Full Load Operating Pressure ^b	100	psig ^b	
4	Drive Motor Nominal Rating	30	hp	
5	Drive Motor Nominal Efficiency	91.7	percent	
6	Fan Motor Nominal Rating (if applicable)	1	hp	
7	Fan Motor Nominal Efficiency	82.5	percent	
8*	Input Power (kW)	Capacity (acfm) ^{a,d}		Specific Power (kW/100 acfm) ^d
	27.0			21.00
	22.8			20.52
	18.9			20.43
	14.9			20.33
9*	Total Package Input Power at Zero Flow ^{c, d}		0.0	kW
10	Isentropic Efficiency		64.20	%
11	 <p style="text-align: center; font-size: small;"> Note: Graph is only a visual representation of the data in Section 8 Note: Y-Axis Scale, 10 to 35, + 5kW/100acfm increments if necessary above 35 X-Axis Scale, 0 to 25% over maximum capacity </p>			

*For models that are tested in the CAGI Performance Verification Program, these items are verified by the third party administrator
 Consult CAGI website for a list of participants in the third party verification program: www.cagi.org



Member

NOTES:

- a. Measured at the discharge terminal point of the compressor package in accordance with ISO 1217, Annex E; ACFM is actual cubic feet per minute at inlet conditions.
- b. The operating pressure at which the Capacity (Item 8) and Electrical Consumption (Item 8) were measured for this data sheet.
- c. No Load Power. In accordance with ISO 1217, Annex E, if measurement of no load power equals less than 1%, manufacturer may state "not significant" or "0" on the test report.
- d. Tolerance is specified in ISO 1217, Annex E, as shown in table below:
 NOTE: The terms "power" and "energy" are synonymous for purposes of this document.

Volume Flow Rate at specified conditions		Volume Flow Rate	Specific Energy Consumption	No Load / Zero Flow Power
m^3 / min	ft^3 / min	%	%	%
Below 0.5	Below 17.6	+/- 7	+/- 8	
0.5 to 1.5	17.6 to 53	+/- 6	+/- 7	+/- 10%
1.5 to 15	53 to 529.7	+/- 5	+/- 6	
Above 15	Above 529.7	+/- 4	+/- 5	

ROT 031.1



COMPRESSOR DATA SHEET

In Accordance With Federal Uniform Test Method for Certain Lubricated Air Compressors

Rotary Compressor: Variable Frequency Drive

MODEL DATA - FOR COMPRESSED AIR				
1	Manufacturer: FS-Curtis			
2	Model Number: NxV22-125		Date:	03/03/21
	<input checked="" type="checkbox"/> Air-cooled	<input type="checkbox"/> Water-cooled	Type:	Screw
				# of Stages:
3*	Full Load Operating Pressure ^b	125	psig ^b	
4	Drive Motor Nominal Rating	30	hp	
5	Drive Motor Nominal Efficiency	91.7	percent	
6	Fan Motor Nominal Rating (if applicable)	1	hp	
7	Fan Motor Nominal Efficiency	82.5	percent	
8*	Input Power (kW)	Capacity (acfm) ^{a,d}		Specific Power (kW/100 acfm) ^d
	31.4			26.63
	23.0			22.37
	19.3			22.36
	14.9			21.72
9*	Total Package Input Power at Zero Flow ^{c, d}		0.0	kW
10	Isentropic Efficiency		66.00	%
11	<p style="text-align: center; font-size: small;"> Note: Graph is only a visual representation of the data in Section 8 Note: Y-Axis Scale, 10 to 35, + 5kW/100acfm increments if necessary above 35 X-Axis Scale, 0 to 25% over maximum capacity </p>			

*For models that are tested in the CAGI Performance Verification Program, these items are verified by the third party administrator
 Consult CAGI website for a list of participants in the third party verification program: www.cagi.org



Member

NOTES:

- a. Measured at the discharge terminal point of the compressor package in accordance with ISO 1217, Annex E; ACFM is actual cubic feet per minute at inlet conditions.
- b. The operating pressure at which the Capacity (Item 8) and Electrical Consumption (Item 8) were measured for this data sheet.
- c. No Load Power. In accordance with ISO 1217, Annex E, if measurement of no load power equals less than 1%, manufacturer may state "not significant" or "0" on the test report.
- d. Tolerance is specified in ISO 1217, Annex E, as shown in table below:
 NOTE: The terms "power" and "energy" are synonymous for purposes of this document.

Volume Flow Rate at specified conditions		Volume Flow Rate	Specific Energy Consumption	No Load / Zero Flow Power
m^3 / min	ft^3 / min	%	%	%
Below 0.5	Below 17.6	+/- 7	+/- 8	
0.5 to 1.5	17.6 to 53	+/- 6	+/- 7	+/- 10%
1.5 to 15	53 to 529.7	+/- 5	+/- 6	
Above 15	Above 529.7	+/- 4	+/- 5	

ROT 031.1



COMPRESSOR DATA SHEET

In Accordance With Federal Uniform Test Method for Certain Lubricated Air Compressors

Rotary Compressor: Variable Frequency Drive

MODEL DATA - FOR COMPRESSED AIR				
1	Manufacturer: FS-Curtis			
2	Model Number: NxV22-150		Date:	03/03/21
	<input checked="" type="checkbox"/> Air-cooled	<input type="checkbox"/> Water-cooled	Type:	Screw
				# of Stages:
3*	Full Load Operating Pressure ^b	150	psig ^b	
4	Drive Motor Nominal Rating	30	hp	
5	Drive Motor Nominal Efficiency	91.7	percent	
6	Fan Motor Nominal Rating (if applicable)	1	hp	
7	Fan Motor Nominal Efficiency	82.5	percent	
8*	Input Power (kW)	Capacity (acfm) ^{a,d}		Specific Power (kW/100 acfm) ^d
	29.1			112.3
	25.1			25.91
	21.4			25.82
	17.9			26.26
	10.4			26.60
9*	Total Package Input Power at Zero Flow ^{c, d}		0.0	kW
10	Isentropic Efficiency		60.90	%
11	<p style="text-align: center;"> <small>Note: Graph is only a visual representation of the data in Section 8 Note: Y-Axis Scale, 10 to 35, + 5kW/100acfm increments if necessary above 35 X-Axis Scale, 0 to 25% over maximum capacity</small> </p>			

*For models that are tested in the CAGI Performance Verification Program, these items are verified by the third party administrator
 Consult CAGI website for a list of participants in the third party verification program: www.cagi.org



Member

NOTES:

- a. Measured at the discharge terminal point of the compressor package in accordance with ISO 1217, Annex E; ACFM is actual cubic feet per minute at inlet conditions.
- b. The operating pressure at which the Capacity (Item 8) and Electrical Consumption (Item 8) were measured for this data sheet.
- c. No Load Power. In accordance with ISO 1217, Annex E, if measurement of no load power equals less than 1%, manufacturer may state "not significant" or "0" on the test report.
- d. Tolerance is specified in ISO 1217, Annex E, as shown in table below:
NOTE: The terms "power" and "energy" are synonymous for purposes of this document.

Volume Flow Rate at specified conditions		Volume Flow Rate	Specific Energy Consumption	No Load / Zero Flow Power
m^3 / min	ft^3 / min	%	%	%
Below 0.5	Below 17.6	+/- 7	+/- 8	
0.5 to 1.5	17.6 to 53	+/- 6	+/- 7	+/- 10%
1.5 to 15	53 to 529.7	+/- 5	+/- 6	
Above 15	Above 529.7	+/- 4	+/- 5	

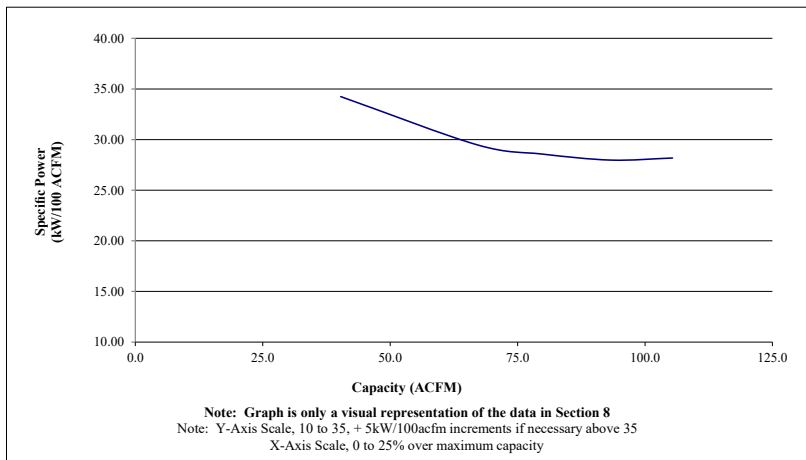
ROT 031.1



COMPRESSOR DATA SHEET

In Accordance With Federal Uniform Test Method for Certain Lubricated Air Compressors

Rotary Compressor: Variable Frequency Drive

MODEL DATA - FOR COMPRESSED AIR				
1	Manufacturer: FS-Curtis			
2	Model Number: NxV22-175		Date:	03/03/21
	<input checked="" type="checkbox"/> Air-cooled	<input type="checkbox"/> Water-cooled	Type:	Screw
				# of Stages:
3*	Full Load Operating Pressure ^b	175	psig ^b	
4	Drive Motor Nominal Rating	30	hp	
5	Drive Motor Nominal Efficiency	91.7	percent	
6	Fan Motor Nominal Rating (if applicable)	1	hp	
7	Fan Motor Nominal Efficiency	82.5	percent	
8*	Input Power (kW)	Capacity (acfm) ^{a,d}		Specific Power (kW/100 acfm) ^d
	29.7			105.4
	26.1			28.18
	22.8			93.3
	19.8			79.8
13.8			67.2	28.57
40.3			29.46	
34.24			13.8	
9*	Total Package Input Power at Zero Flow ^{c, d}		0.0	kW
10	Isentropic Efficiency		60.10	%
11	 <p style="text-align: center; font-size: small;"> Note: Graph is only a visual representation of the data in Section 8 Note: Y-Axis Scale, 10 to 35, + 5kW/100acfm increments if necessary above 35 X-Axis Scale, 0 to 25% over maximum capacity </p>			

*For models that are tested in the CAGI Performance Verification Program, these items are verified by the third party administrator
 Consult CAGI website for a list of participants in the third party verification program: www.cagi.org



Member

NOTES:

- a. Measured at the discharge terminal point of the compressor package in accordance with ISO 1217, Annex E; ACFM is actual cubic feet per minute at inlet conditions.
- b. The operating pressure at which the Capacity (Item 8) and Electrical Consumption (Item 8) were measured for this data sheet.
- c. No Load Power. In accordance with ISO 1217, Annex E, if measurement of no load power equals less than 1%, manufacturer may state "not significant" or "0" on the test report.
- d. Tolerance is specified in ISO 1217, Annex E, as shown in table below:
 NOTE: The terms "power" and "energy" are synonymous for purposes of this document.

Volume Flow Rate at specified conditions		Volume Flow Rate	Specific Energy Consumption	No Load / Zero Flow Power
m^3 / min	ft^3 / min			
Below 0.5	Below 17.6	+/- 7	+/- 8	
0.5 to 1.5	17.6 to 53	+/- 6	+/- 7	+/- 10%
1.5 to 15	53 to 529.7	+/- 5	+/- 6	
Above 15	Above 529.7	+/- 4	+/- 5	

ROT 031.1



COMPRESSOR DATA SHEET

In Accordance With Federal Uniform Test Method for Certain Lubricated Air Compressors

Rotary Compressor: Variable Frequency Drive

MODEL DATA - FOR COMPRESSED AIR				
1	Manufacturer: FS-Curtis			
2	Model Number: NxV30-100		Date:	03/03/21
	<input checked="" type="checkbox"/> Air-cooled	<input type="checkbox"/> Water-cooled	Type:	Screw
				# of Stages: 1
3*	Full Load Operating Pressure ^b	100	psig ^b	
4	Drive Motor Nominal Rating	40	hp	
5	Drive Motor Nominal Efficiency	93.0	percent	
6	Fan Motor Nominal Rating (if applicable)	1.5	hp	
7	Fan Motor Nominal Efficiency	87.5	percent	
8*	Input Power (kW)	Capacity (acfm) ^{a,d}		Specific Power (kW/100 acfm) ^d
	36.7			20.05
	30.4			18.71
	26.7			18.71
	23.2			23.25
9*	Total Package Input Power at Zero Flow ^{c, d}		0.0	kW
10	Isentropic Efficiency		68.90	%
11	<p style="text-align: center; font-size: small;"> Note: Graph is only a visual representation of the data in Section 8 Note: Y-Axis Scale, 10 to 35, + 5kW/100acfm increments if necessary above 35 X-Axis Scale, 0 to 25% over maximum capacity </p>			

*For models that are tested in the CAGI Performance Verification Program, these items are verified by the third party administrator
 Consult CAGI website for a list of participants in the third party verification program: www.cagi.org



Member

- NOTES:
- Measured at the discharge terminal point of the compressor package in accordance with ISO 1217, Annex E; ACFM is actual cubic feet per minute at inlet conditions.
 - The operating pressure at which the Capacity (Item 8) and Electrical Consumption (Item 8) were measured for this data sheet.
 - No Load Power. In accordance with ISO 1217, Annex E, if measurement of no load power equals less than 1%, manufacturer may state "not significant" or "0" on the test report.
 - Tolerance is specified in ISO 1217, Annex E, as shown in table below:
 NOTE: The terms "power" and "energy" are synonymous for purposes of this document.

Volume Flow Rate at specified conditions		Volume Flow Rate	Specific Energy Consumption	No Load / Zero Flow Power
m ³ / min	ft ³ / min			
Below 0.5	Below 17.6	+/- 7	+/- 8	
0.5 to 1.5	17.6 to 53	+/- 6	+/- 7	+/- 10%
1.5 to 15	53 to 529.7	+/- 5	+/- 6	
Above 15	Above 529.7	+/- 4	+/- 5	

ROT 031.1




COMPRESSOR DATA SHEET

In Accordance With Federal Uniform Test Method for Certain Lubricated Air Compressors

Rotary Compressor: Variable Frequency Drive

MODEL DATA - FOR COMPRESSED AIR				
1	Manufacturer: FS-Curtis			
2	Model Number: NxV30-125		Date:	03/03/21
	<input checked="" type="checkbox"/> Air-cooled	<input type="checkbox"/> Water-cooled	Type:	Screw
				# of Stages:
3*	Full Load Operating Pressure ^b	125	psig ^b	
4	Drive Motor Nominal Rating	40	hp	
5	Drive Motor Nominal Efficiency	93.0	percent	
6	Fan Motor Nominal Rating (if applicable)	1.5	hp	
7	Fan Motor Nominal Efficiency	87.5	percent	
8*	Input Power (kW)	Capacity (acfm) ^{a,d}		Specific Power (kW/100 acfm) ^d
	38.2			22.64
	29.8			22.19
	23.5			20.43
	21.5			22.44
9*	Total Package Input Power at Zero Flow ^{c, d}		0.0	kW
10	Isentropic Efficiency		63.00	%
11	<p style="text-align: center; font-size: small;"> Note: Graph is only a visual representation of the data in Section 8 Note: Y-Axis Scale, 10 to 35, + 5kW/100acfm increments if necessary above 35 X-Axis Scale, 0 to 25% over maximum capacity </p>			

*For models that are tested in the CAGI Performance Verification Program, these items are verified by the third party administrator
 Consult CAGI website for a list of participants in the third party verification program: www.cagi.org



Member

NOTES:

- a. Measured at the discharge terminal point of the compressor package in accordance with ISO 1217, Annex E; ACFM is actual cubic feet per minute at inlet conditions.
- b. The operating pressure at which the Capacity (Item 8) and Electrical Consumption (Item 8) were measured for this data sheet.
- c. No Load Power. In accordance with ISO 1217, Annex E, if measurement of no load power equals less than 1%, manufacturer may state "not significant" or "0" on the test report.
- d. Tolerance is specified in ISO 1217, Annex E, as shown in table below:
 NOTE: The terms "power" and "energy" are synonymous for purposes of this document.

Volume Flow Rate at specified conditions		Volume Flow Rate	Specific Energy Consumption	No Load / Zero Flow Power
m^3 / min	ft^3 / min			
Below 0.5	Below 17.6	+/- 7	+/- 8	
0.5 to 1.5	17.6 to 53	+/- 6	+/- 7	+/- 10%
1.5 to 15	53 to 529.7	+/- 5	+/- 6	
Above 15	Above 529.7	+/- 4	+/- 5	

ROT 031.1



COMPRESSOR DATA SHEET

In Accordance With Federal Uniform Test Method for Certain Lubricated Air Compressors

Rotary Compressor: Variable Frequency Drive

MODEL DATA - FOR COMPRESSED AIR			
1	Manufacturer: FS-Curtis		
2	Model Number: NxV30-150		Date: 03/03/21
	<input checked="" type="checkbox"/> Air-cooled <input type="checkbox"/> Water-cooled		Type: Screw
			# of Stages: 1
3*	Full Load Operating Pressure ^b	150	psig ^b
4	Drive Motor Nominal Rating	40	hp
5	Drive Motor Nominal Efficiency	93.0	percent
6	Fan Motor Nominal Rating (if applicable)	1.5	hp
7	Fan Motor Nominal Efficiency	87.5	percent
8*	Input Power (kW)	Capacity (acfm) ^{a,d}	Specific Power (kW/100 acfm) ^d
	37.6	152.8	24.61
	30.4	123.2	24.68
	26.7	106.7	25.02
	23.2	91.7	25.30
9*	Total Package Input Power at Zero Flow ^{c, d}		0.0 kW
10	Isentropic Efficiency	65.20	%
11	<p style="text-align: center; font-size: small;"> Note: Graph is only a visual representation of the data in Section 8 Note: Y-Axis Scale, 10 to 35, + 5kW/100acfm increments if necessary above 35 X-Axis Scale, 0 to 25% over maximum capacity </p>		

*For models that are tested in the CAGI Performance Verification Program, these items are verified by the third party administrator. Consult CAGI website for a list of participants in the third party verification program: www.cagi.org



Member

NOTES:

- a. Measured at the discharge terminal point of the compressor package in accordance with ISO 1217, Annex E; ACFM is actual cubic feet per minute at inlet conditions.
- b. The operating pressure at which the Capacity (Item 8) and Electrical Consumption (Item 8) were measured for this data sheet.
- c. No Load Power. In accordance with ISO 1217, Annex E, if measurement of no load power equals less than 1%, manufacturer may state "not significant" or "0" on the test report.
- d. Tolerance is specified in ISO 1217, Annex E, as shown in table below:
NOTE: The terms "power" and "energy" are synonymous for purposes of this document.

Volume Flow Rate at specified conditions		Volume Flow Rate	Specific Energy Consumption	No Load / Zero Flow Power
m^3 / min	ft^3 / min	%	%	%
Below 0.5	Below 17.6	+/- 7	+/- 8	
0.5 to 1.5	17.6 to 53	+/- 6	+/- 7	+/- 10%
1.5 to 15	53 to 529.7	+/- 5	+/- 6	
Above 15	Above 529.7	+/- 4	+/- 5	

ROT 031.1



COMPRESSOR DATA SHEET

In Accordance With Federal Uniform Test Method for Certain Lubricated Air Compressors

Rotary Compressor: Variable Frequency Drive

MODEL DATA - FOR COMPRESSED AIR				
1	Manufacturer: FS-Curtis			
2	Model Number: NxV30-175		Date:	03/03/21
	<input checked="" type="checkbox"/> Air-cooled	<input type="checkbox"/> Water-cooled	Type:	Screw
				# of Stages: 1
3*	Full Load Operating Pressure ^b	175	psig ^b	
4	Drive Motor Nominal Rating	40	hp	
5	Drive Motor Nominal Efficiency	93.0	percent	
6	Fan Motor Nominal Rating (if applicable)	1.5	hp	
7	Fan Motor Nominal Efficiency	87.5	percent	
8*	Input Power (kW)		Capacity (acfm) ^{a,d}	Specific Power (kW/100 acfm) ^d
	36.0		134.9	26.69
	33.4		122.7	27.22
	23.5		87.5	26.86
	21.5		75.3	28.55
	16.5		48.0	34.38
9*	Total Package Input Power at Zero Flow ^{c, d}		0.0	kW
10	Isentropic Efficiency		64.00	%
11	<p style="text-align: center;"> Note: Graph is only a visual representation of the data in Section 8 Note: Y-Axis Scale, 10 to 35, + 5kW/100acfm increments if necessary above 35 X-Axis Scale, 0 to 25% over maximum capacity </p>			

*For models that are tested in the CAGI Performance Verification Program, these items are verified by the third party administrator. Consult CAGI website for a list of participants in the third party verification program: www.cagi.org



Member

- NOTES:
- Measured at the discharge terminal point of the compressor package in accordance with ISO 1217, Annex E; ACFM is actual cubic feet per minute at inlet conditions.
 - The operating pressure at which the Capacity (Item 8) and Electrical Consumption (Item 8) were measured for this data sheet.
 - No Load Power. In accordance with ISO 1217, Annex E, if measurement of no load power equals less than 1%, manufacturer may state "not significant" or "0" on the test report.
 - Tolerance is specified in ISO 1217, Annex E, as shown in table below:
NOTE: The terms "power" and "energy" are synonymous for purposes of this document.

Volume Flow Rate at specified conditions		Volume Flow Rate	Specific Energy Consumption	No Load / Zero Flow Power
m^3/min	ft^3/min	%	%	%
Below 0.5	Below 17.6	+/- 7	+/- 8	
0.5 to 1.5	17.6 to 53	+/- 6	+/- 7	+/- 10%
1.5 to 15	53 to 529.7	+/- 5	+/- 6	
Above 15	Above 529.7	+/- 4	+/- 5	

ROT 031.1



COMPRESSOR DATA SHEET

In Accordance With Federal Uniform Test Method for Certain Lubricated Air Compressors

Rotary Compressor: Variable Frequency Drive

MODEL DATA - FOR COMPRESSED AIR			
1	Manufacturer: FS-Curtis		
2	Model Number: NxV37-100		Date: 03/03/21
	<input checked="" type="checkbox"/> Air-cooled <input type="checkbox"/> Water-cooled		Type: Screw
			# of Stages: 1
3*	Full Load Operating Pressure ^b	100	psig ^b
4	Drive Motor Nominal Rating	50	hp
5	Drive Motor Nominal Efficiency	93.0	percent
6	Fan Motor Nominal Rating (if applicable)	1.5	hp
7	Fan Motor Nominal Efficiency	87.5	percent
8*	Input Power (kW)	Capacity (acfm) ^{a,d}	Specific Power (kW/100 acfm) ^d
	46.7	227.0	20.57
	40.3	197.9	20.36
	27.7	140.5	19.72
	21.3	109.8	19.40
9*	Total Package Input Power at Zero Flow ^{c, d}	0.0	kW
10	Isentropic Efficiency	66.40	%
11	<p style="text-align: center; font-size: small;"> Note: Graph is only a visual representation of the data in Section 8 Note: Y-Axis Scale, 10 to 35, + 5kW/100acfm increments if necessary above 35 X-Axis Scale, 0 to 25% over maximum capacity </p>		

*For models that are tested in the CAGI Performance Verification Program, these items are verified by the third party administrator. Consult CAGI website for a list of participants in the third party verification program: www.cagi.org



Member

NOTES:

- a. Measured at the discharge terminal point of the compressor package in accordance with ISO 1217, Annex E; ACFM is actual cubic feet per minute at inlet conditions.
- b. The operating pressure at which the Capacity (Item 8) and Electrical Consumption (Item 8) were measured for this data sheet.
- c. No Load Power. In accordance with ISO 1217, Annex E, if measurement of no load power equals less than 1%, manufacturer may state "not significant" or "0" on the test report.
- d. Tolerance is specified in ISO 1217, Annex E, as shown in table below:
NOTE: The terms "power" and "energy" are synonymous for purposes of this document.

Volume Flow Rate at specified conditions		Volume Flow Rate	Specific Energy Consumption	No Load / Zero Flow Power
m^3 / min	ft^3 / min	%	%	%
Below 0.5	Below 17.6	+/- 7	+/- 8	
0.5 to 1.5	17.6 to 53	+/- 6	+/- 7	+/- 10%
1.5 to 15	53 to 529.7	+/- 5	+/- 6	
Above 15	Above 529.7	+/- 4	+/- 5	

ROT 031.1



COMPRESSOR DATA SHEET

In Accordance With Federal Uniform Test Method for Certain Lubricated Air Compressors

Rotary Compressor: Variable Frequency Drive

MODEL DATA - FOR COMPRESSED AIR				
1	Manufacturer: FS-Curtis			
2	Model Number: NxV37-125		Date:	03/03/21
	<input checked="" type="checkbox"/> Air-cooled	<input type="checkbox"/> Water-cooled	Type:	Screw
				# of Stages:
3*	Full Load Operating Pressure ^b	125	psig ^b	
4	Drive Motor Nominal Rating	50	hp	
5	Drive Motor Nominal Efficiency	93.0	percent	
6	Fan Motor Nominal Rating (if applicable)	1.5	hp	
7	Fan Motor Nominal Efficiency	87.5	percent	
8*	Input Power (kW)	Capacity (acfm) ^{a,d}		Specific Power (kW/100 acfm) ^d
	48.3			22.97
	42.1			22.96
	29.6			22.26
	23.5			22.45
9*	Total Package Input Power at Zero Flow ^{c, d}		0.0	kW
10	Isentropic Efficiency		66.10	%
11	<p style="text-align: center; font-size: small;"> Note: Graph is only a visual representation of the data in Section 8 Note: Y-Axis Scale, 10 to 35, + 5kW/100acfm increments if necessary above 35 X-Axis Scale, 0 to 25% over maximum capacity </p>			

*For models that are tested in the CAGI Performance Verification Program, these items are verified by the third party administrator
 Consult CAGI website for a list of participants in the third party verification program: www.cagi.org



Member

NOTES:

- a. Measured at the discharge terminal point of the compressor package in accordance with ISO 1217, Annex E; ACFM is actual cubic feet per minute at inlet conditions.
- b. The operating pressure at which the Capacity (Item 8) and Electrical Consumption (Item 8) were measured for this data sheet.
- c. No Load Power. In accordance with ISO 1217, Annex E, if measurement of no load power equals less than 1%, manufacturer may state "not significant" or "0" on the test report.
- d. Tolerance is specified in ISO 1217, Annex E, as shown in table below:
 NOTE: The terms "power" and "energy" are synonymous for purposes of this document.

Volume Flow Rate at specified conditions		Volume Flow Rate	Specific Energy Consumption	No Load / Zero Flow Power
m ³ / min	ft ³ / min			
Below 0.5	Below 17.6	+/- 7	+/- 8	
0.5 to 1.5	17.6 to 53	+/- 6	+/- 7	+/- 10%
1.5 to 15	53 to 529.7	+/- 5	+/- 6	
Above 15	Above 529.7	+/- 4	+/- 5	

ROT 031.1



COMPRESSOR DATA SHEET

In Accordance With Federal Uniform Test Method for Certain Lubricated Air Compressors

Rotary Compressor: Variable Frequency Drive

MODEL DATA - FOR COMPRESSED AIR				
1	Manufacturer: FS-Curtis			
2	Model Number: NxV37-150		Date:	03/03/21
	<input checked="" type="checkbox"/> Air-cooled	<input type="checkbox"/> Water-cooled	Type:	Screw
				# of Stages:
3*	Full Load Operating Pressure ^b	150	psig ^b	
4	Drive Motor Nominal Rating	50	hp	
5	Drive Motor Nominal Efficiency	93.0	percent	
6	Fan Motor Nominal Rating (if applicable)	1.5	hp	
7	Fan Motor Nominal Efficiency	87.5	percent	
8*	Input Power (kW)	Capacity (acfm) ^{a,d}		Specific Power (kW/100 acfm) ^d
	40.3			21.30
	40.9			24.30
	30.2			24.35
	24.7			24.65
9*	Total Package Input Power at Zero Flow ^{c, d}		0.0	kW
10	Isentropic Efficiency		67.00	%
11	<p style="text-align: center; font-size: small;"> Note: Graph is only a visual representation of the data in Section 8 Note: Y-Axis Scale, 10 to 35, + 5kW/100acfm increments if necessary above 35 X-Axis Scale, 0 to 25% over maximum capacity </p>			

*For models that are tested in the CAGI Performance Verification Program, these items are verified by the third party administrator
 Consult CAGI website for a list of participants in the third party verification program: www.cagi.org



Member

NOTES:

- a. Measured at the discharge terminal point of the compressor package in accordance with ISO 1217, Annex E; ACFM is actual cubic feet per minute at inlet conditions.
- b. The operating pressure at which the Capacity (Item 8) and Electrical Consumption (Item 8) were measured for this data sheet.
- c. No Load Power. In accordance with ISO 1217, Annex E, if measurement of no load power equals less than 1%, manufacturer may state "not significant" or "0" on the test report.
- d. Tolerance is specified in ISO 1217, Annex E, as shown in table below:
 NOTE: The terms "power" and "energy" are synonymous for purposes of this document.

Volume Flow Rate at specified conditions		Volume Flow Rate	Specific Energy Consumption	No Load / Zero Flow Power
m^3 / min	ft^3 / min	%	%	%
Below 0.5	Below 17.6	+/- 7	+/- 8	
0.5 to 1.5	17.6 to 53	+/- 6	+/- 7	+/- 10%
1.5 to 15	53 to 529.7	+/- 5	+/- 6	
Above 15	Above 529.7	+/- 4	+/- 5	

ROT 031.1



COMPRESSOR DATA SHEET

In Accordance With Federal Uniform Test Method for Certain Lubricated Air Compressors

Rotary Compressor: Variable Frequency Drive

MODEL DATA - FOR COMPRESSED AIR				
1	Manufacturer: FS-Curtis			
2	Model Number: NxV37-175		Date:	03/03/21
	<input checked="" type="checkbox"/> Air-cooled	<input type="checkbox"/> Water-cooled	Type:	Screw
				# of Stages:
3*	Full Load Operating Pressure ^b	175	psig ^b	
4	Drive Motor Nominal Rating	50	hp	
5	Drive Motor Nominal Efficiency	93.0	percent	
6	Fan Motor Nominal Rating (if applicable)	1.5	hp	
7	Fan Motor Nominal Efficiency	87.5	percent	
8*	Input Power (kW)	Capacity (acfm) ^{a,d}		Specific Power (kW/100 acfm) ^d
	45.1	167.8		26.88
	40.3	150.2		26.83
	30.6	112.4		27.22
	25.9	93.9		27.58
16.5	48.0		34.38	
9*	Total Package Input Power at Zero Flow ^{c, d}		0.0	kW
10	Isentropic Efficiency		64.80	%
11	<p style="text-align: center; font-size: small;"> Note: Graph is only a visual representation of the data in Section 8 Note: Y-Axis Scale, 10 to 35, + 5kW/100acfm increments if necessary above 35 X-Axis Scale, 0 to 25% over maximum capacity </p>			

*For models that are tested in the CAGI Performance Verification Program, these items are verified by the third party administrator
 Consult CAGI website for a list of participants in the third party verification program: www.cagi.org



Member

NOTES:

- a. Measured at the discharge terminal point of the compressor package in accordance with ISO 1217, Annex E; ACFM is actual cubic feet per minute at inlet conditions.
- b. The operating pressure at which the Capacity (Item 8) and Electrical Consumption (Item 8) were measured for this data sheet.
- c. No Load Power. In accordance with ISO 1217, Annex E, if measurement of no load power equals less than 1%, manufacturer may state "not significant" or "0" on the test report.
- d. Tolerance is specified in ISO 1217, Annex E, as shown in table below:
 NOTE: The terms "power" and "energy" are synonymous for purposes of this document.

Volume Flow Rate at specified conditions		Volume Flow Rate	Specific Energy Consumption	No Load / Zero Flow Power
m ³ / min	ft ³ / min			
Below 0.5	Below 17.6	+/- 7	+/- 8	
0.5 to 1.5	17.6 to 53	+/- 6	+/- 7	+/- 10%
1.5 to 15	53 to 529.7	+/- 5	+/- 6	
Above 15	Above 529.7	+/- 4	+/- 5	

ROT 031.1



COMPRESSOR DATA SHEET

In Accordance With Federal Uniform Test Method for Certain Lubricated Air Compressors

Rotary Compressor: Variable Frequency Drive

MODEL DATA - FOR COMPRESSED AIR			
1	Manufacturer: FS-Curtis		
2	Model Number: NxV45-100		Date: 03/03/21
	<input checked="" type="checkbox"/> Air-cooled <input type="checkbox"/> Water-cooled		Type: Screw
			# of Stages: 1
3*	Full Load Operating Pressure ^b	100	psig ^b
4	Drive Motor Nominal Rating	60	hp
5	Drive Motor Nominal Efficiency	95.4	percent
6	Fan Motor Nominal Rating (if applicable)	2	hp
7	Fan Motor Nominal Efficiency	86.5	percent
8*	Input Power (kW)	Capacity (acfm) ^{a,d}	Specific Power (kW/100 acfm) ^d
	58.5	288.3	20.29
	49.2	243.3	20.22
	39.0	197.9	19.71
	32.2	154.5	20.84
9*	Total Package Input Power at Zero Flow ^{c, d}		0.0 kW
10	Isentropic Efficiency	64.10	%
11	<p style="text-align: center; font-size: small;"> Note: Graph is only a visual representation of the data in Section 8 Note: Y-Axis Scale, 10 to 35, + 5kW/100acfm increments if necessary above 35 X-Axis Scale, 0 to 25% over maximum capacity </p>		

*For models that are tested in the CAGI Performance Verification Program, these items are verified by the third party administrator. Consult CAGI website for a list of participants in the third party verification program: www.cagi.org



Member

NOTES:

- a. Measured at the discharge terminal point of the compressor package in accordance with ISO 1217, Annex E; ACFM is actual cubic feet per minute at inlet conditions.
- b. The operating pressure at which the Capacity (Item 8) and Electrical Consumption (Item 8) were measured for this data sheet.
- c. No Load Power. In accordance with ISO 1217, Annex E, if measurement of no load power equals less than 1%, manufacturer may state "not significant" or "0" on the test report.
- d. Tolerance is specified in ISO 1217, Annex E, as shown in table below:
NOTE: The terms "power" and "energy" are synonymous for purposes of this document.

Volume Flow Rate at specified conditions		Volume Flow Rate	Specific Energy Consumption	No Load / Zero Flow Power
m ³ / min	ft ³ / min			
Below 0.5	Below 17.6	+/- 7	+/- 8	
0.5 to 1.5	17.6 to 53	+/- 6	+/- 7	+/- 10%
1.5 to 15	53 to 529.7	+/- 5	+/- 6	
Above 15	Above 529.7	+/- 4	+/- 5	

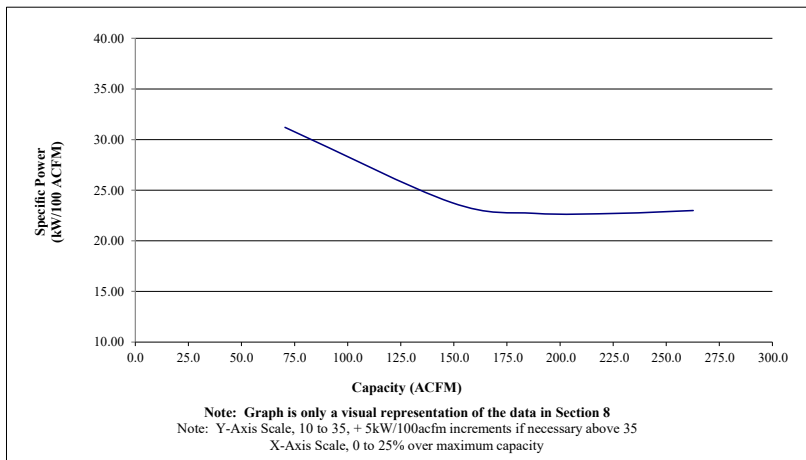
ROT 031.1



COMPRESSOR DATA SHEET

In Accordance With Federal Uniform Test Method for Certain Lubricated Air Compressors

Rotary Compressor: Variable Frequency Drive

MODEL DATA - FOR COMPRESSED AIR			
1	Manufacturer: FS-Curtis		
2	Model Number: NxV45-125	Date:	03/03/21
	<input checked="" type="checkbox"/> Air-cooled <input type="checkbox"/> Water-cooled	Type:	Screw
			# of Stages:
3*	Full Load Operating Pressure ^b	125	psig ^b
4	Drive Motor Nominal Rating	60	hp
5	Drive Motor Nominal Efficiency	95.4	percent
6	Fan Motor Nominal Rating (if applicable)	2	hp
7	Fan Motor Nominal Efficiency	86.5	percent
8*	Input Power (kW)	Capacity (acfm) ^{a,d}	Specific Power (kW/100 acfm) ^d
	60.4	262.7	22.99
	51.7	227.6	22.72
	42.7	188.0	22.71
	35.4	148.8	23.79
9*	Total Package Input Power at Zero Flow ^{c, d}	0.0	kW
10	Isentropic Efficiency	63.30	%
11	 <p style="text-align: center; font-size: small;"> Note: Graph is only a visual representation of the data in Section 8 Note: Y-Axis Scale, 10 to 35, + 5kW/100acfm increments if necessary above 35 X-Axis Scale, 0 to 25% over maximum capacity </p>		

*For models that are tested in the CAGI Performance Verification Program, these items are verified by the third party administrator
 Consult CAGI website for a list of participants in the third party verification program: www.cagi.org



Member

NOTES:

- a. Measured at the discharge terminal point of the compressor package in accordance with ISO 1217, Annex E; ACFM is actual cubic feet per minute at inlet conditions.
- b. The operating pressure at which the Capacity (Item 8) and Electrical Consumption (Item 8) were measured for this data sheet.
- c. No Load Power. In accordance with ISO 1217, Annex E, if measurement of no load power equals less than 1%, manufacturer may state "not significant" or "0" on the test report.
- d. Tolerance is specified in ISO 1217, Annex E, as shown in table below:
 NOTE: The terms "power" and "energy" are synonymous for purposes of this document.

Volume Flow Rate at specified conditions		Volume Flow Rate	Specific Energy Consumption	No Load / Zero Flow Power
m^3/min	ft^3/min	%	%	%
Below 0.5	Below 17.6	+/- 7	+/- 8	
0.5 to 1.5	17.6 to 53	+/- 6	+/- 7	+/- 10%
1.5 to 15	53 to 529.7	+/- 5	+/- 6	
Above 15	Above 529.7	+/- 4	+/- 5	

ROT 031.1



COMPRESSOR DATA SHEET

In Accordance With Federal Uniform Test Method for Certain Lubricated Air Compressors

Rotary Compressor: Variable Frequency Drive

MODEL DATA - FOR COMPRESSED AIR			
1	Manufacturer: FS-Curtis		
2	Model Number: NxV45-150		Date: 03/03/21
	<input checked="" type="checkbox"/> Air-cooled <input type="checkbox"/> Water-cooled		Type: Screw
			# of Stages: 1
3*	Full Load Operating Pressure ^b	150	psig ^b
4	Drive Motor Nominal Rating	60	hp
5	Drive Motor Nominal Efficiency	95.4	percent
6	Fan Motor Nominal Rating (if applicable)	2	hp
7	Fan Motor Nominal Efficiency	86.5	percent
8*	Input Power (kW)	Capacity (acfm) ^{a,d}	Specific Power (kW/100 acfm) ^d
	61.1	244.7	24.97
	53.1	210.6	25.21
	45.9	172.6	26.59
	38.3	135.2	28.33
	24.8	64.2	38.63
9*	Total Package Input Power at Zero Flow ^{c, d}		0.0
10	Isentropic Efficiency	60.80	%
11	<p style="text-align: center; font-size: small;"> Note: Graph is only a visual representation of the data in Section 8 Note: Y-Axis Scale, 10 to 35, + 5kW/100acfm increments if necessary above 35 X-Axis Scale, 0 to 25% over maximum capacity </p>		

*For models that are tested in the CAGI Performance Verification Program, these items are verified by the third party administrator
 Consult CAGI website for a list of participants in the third party verification program: www.cagi.org



Member

NOTES:

- a. Measured at the discharge terminal point of the compressor package in accordance with ISO 1217, Annex E; ACFM is actual cubic feet per minute at inlet conditions.
- b. The operating pressure at which the Capacity (Item 8) and Electrical Consumption (Item 8) were measured for this data sheet.
- c. No Load Power. In accordance with ISO 1217, Annex E, if measurement of no load power equals less than 1%, manufacturer may state "not significant" or "0" on the test report.
- d. Tolerance is specified in ISO 1217, Annex E, as shown in table below:
 NOTE: The terms "power" and "energy" are synonymous for purposes of this document.

Volume Flow Rate at specified conditions		Volume Flow Rate	Specific Energy Consumption	No Load / Zero Flow Power
m^3/min	ft^3/min			
Below 0.5	Below 17.6	+/- 7	+/- 8	
0.5 to 1.5	17.6 to 53	+/- 6	+/- 7	+/- 10%
1.5 to 15	53 to 529.7	+/- 5	+/- 6	
Above 15	Above 529.7	+/- 4	+/- 5	

ROT 031.1



COMPRESSOR DATA SHEET

In Accordance With Federal Uniform Test Method for Certain Lubricated Air Compressors

Rotary Compressor: Variable Frequency Drive

MODEL DATA - FOR COMPRESSED AIR				
1	Manufacturer: FS-Curtis			
2	Model Number: NxV55-100		Date:	03/03/21
	<input checked="" type="checkbox"/> Air-cooled	<input type="checkbox"/> Water-cooled	Type:	Screw
				# of Stages:
3*	Full Load Operating Pressure ^b	100	psig ^b	
4	Drive Motor Nominal Rating	75	hp	
5	Drive Motor Nominal Efficiency	95.0	percent	
6	Fan Motor Nominal Rating (if applicable)	2	hp	
7	Fan Motor Nominal Efficiency	86.5	percent	
8*	Input Power (kW)	Capacity (acfm) ^{a,d}		Specific Power (kW/100 acfm) ^d
	70.6			20.44
	60.6			20.54
	49.0			20.38
	38.2			20.58
9*	Total Package Input Power at Zero Flow ^{c, d}		0.0	kW
10	Isentropic Efficiency		64.20	%
11	<p style="text-align: center; font-size: small;"> Note: Graph is only a visual representation of the data in Section 8 Note: Y-Axis Scale, 10 to 35, + 5kW/100acfm increments if necessary above 35 X-Axis Scale, 0 to 25% over maximum capacity </p>			

*For models that are tested in the CAGI Performance Verification Program, these items are verified by the third party administrator
 Consult CAGI website for a list of participants in the third party verification program: www.cagi.org



Member

NOTES:

- a. Measured at the discharge terminal point of the compressor package in accordance with ISO 1217, Annex E; ACFM is actual cubic feet per minute at inlet conditions.
- b. The operating pressure at which the Capacity (Item 8) and Electrical Consumption (Item 8) were measured for this data sheet.
- c. No Load Power. In accordance with ISO 1217, Annex E, if measurement of no load power equals less than 1%, manufacturer may state "not significant" or "0" on the test report.
- d. Tolerance is specified in ISO 1217, Annex E, as shown in table below:
 NOTE: The terms "power" and "energy" are synonymous for purposes of this document.

Volume Flow Rate at specified conditions		Volume Flow Rate	Specific Energy Consumption	No Load / Zero Flow Power
m^3/min	ft^3/min	%	%	%
Below 0.5	Below 17.6	+/- 7	+/- 8	
0.5 to 1.5	17.6 to 53	+/- 6	+/- 7	+/- 10%
1.5 to 15	53 to 529.7	+/- 5	+/- 6	
Above 15	Above 529.7	+/- 4	+/- 5	

ROT 031.1



COMPRESSOR DATA SHEET

In Accordance With Federal Uniform Test Method for Certain Lubricated Air Compressors

Rotary Compressor: Variable Frequency Drive

MODEL DATA - FOR COMPRESSED AIR			
1	Manufacturer: FS-Curtis		
2	Model Number: NxV55-125		Date: 03/03/21
	<input checked="" type="checkbox"/> Air-cooled <input type="checkbox"/> Water-cooled		Type: Screw
			# of Stages: 1
3*	Full Load Operating Pressure ^b	125	psig ^b
4	Drive Motor Nominal Rating	75	hp
5	Drive Motor Nominal Efficiency	95.0	percent
6	Fan Motor Nominal Rating (if applicable)	2	hp
7	Fan Motor Nominal Efficiency	86.5	percent
8*	Input Power (kW)	Capacity (acfm) ^{a,d}	Specific Power (kW/100 acfm) ^d
	71.8	314.2	22.85
	61.3	268.0	22.87
	50.7	219.4	23.11
	40.5	170.7	23.73
9*	Total Package Input Power at Zero Flow ^{c, d}	0.0	kW
10	Isentropic Efficiency	63.70	%
11	<p style="text-align: center; font-size: small;"> Note: Graph is only a visual representation of the data in Section 8 Note: Y-Axis Scale, 10 to 35, + 5kW/100acfm increments if necessary above 35 X-Axis Scale, 0 to 25% over maximum capacity </p>		

*For models that are tested in the CAGI Performance Verification Program, these items are verified by the third party administrator
 Consult CAGI website for a list of participants in the third party verification program: www.cagi.org



Member

NOTES:

- a. Measured at the discharge terminal point of the compressor package in accordance with ISO 1217, Annex E; ACFM is actual cubic feet per minute at inlet conditions.
- b. The operating pressure at which the Capacity (Item 8) and Electrical Consumption (Item 8) were measured for this data sheet.
- c. No Load Power. In accordance with ISO 1217, Annex E, if measurement of no load power equals less than 1%, manufacturer may state "not significant" or "0" on the test report.
- d. Tolerance is specified in ISO 1217, Annex E, as shown in table below:
 NOTE: The terms "power" and "energy" are synonymous for purposes of this document.

Volume Flow Rate at specified conditions		Volume Flow Rate	Specific Energy Consumption	No Load / Zero Flow Power
m^3 / min	ft^3 / min	%	%	%
Below 0.5	Below 17.6	+/- 7	+/- 8	
0.5 to 1.5	17.6 to 53	+/- 6	+/- 7	+/- 10%
1.5 to 15	53 to 529.7	+/- 5	+/- 6	
Above 15	Above 529.7	+/- 4	+/- 5	

ROT 031.1



COMPRESSOR DATA SHEET

In Accordance With Federal Uniform Test Method for Certain Lubricated Air Compressors

Rotary Compressor: Variable Frequency Drive

MODEL DATA - FOR COMPRESSED AIR			
1	Manufacturer: FS-Curtis		
2	Model Number: NxV55-150		Date: 03/03/21
	<input checked="" type="checkbox"/> Air-cooled <input type="checkbox"/> Water-cooled		Type: Screw
			# of Stages: 1
3*	Full Load Operating Pressure ^b	150	psig ^b
4	Drive Motor Nominal Rating	75	hp
5	Drive Motor Nominal Efficiency	95.0	percent
6	Fan Motor Nominal Rating (if applicable)	2	hp
7	Fan Motor Nominal Efficiency	86.5	percent
8*	Input Power (kW)	Capacity (acfm) ^{a,d}	Specific Power (kW/100 acfm) ^d
	69.1	277.4	24.91
	61.0	246.4	24.76
	54.6	212.4	25.71
	47.0	180.2	26.08
	35.2	122.3	28.78
9*	Total Package Input Power at Zero Flow ^{c, d}		0.0 kW
10	Isentropic Efficiency	61.50	%
11	<p style="text-align: center; font-size: small;"> Note: Graph is only a visual representation of the data in Section 8 Note: Y-Axis Scale, 10 to 35, + 5kW/100acfm increments if necessary above 35 X-Axis Scale, 0 to 25% over maximum capacity </p>		

*For models that are tested in the CAGI Performance Verification Program, these items are verified by the third party administrator. Consult CAGI website for a list of participants in the third party verification program: www.cagi.org



Member

NOTES:

- a. Measured at the discharge terminal point of the compressor package in accordance with ISO 1217, Annex E; ACFM is actual cubic feet per minute at inlet conditions.
- b. The operating pressure at which the Capacity (Item 8) and Electrical Consumption (Item 8) were measured for this data sheet.
- c. No Load Power. In accordance with ISO 1217, Annex E, if measurement of no load power equals less than 1%, manufacturer may state "not significant" or "0" on the test report.
- d. Tolerance is specified in ISO 1217, Annex E, as shown in table below:
NOTE: The terms "power" and "energy" are synonymous for purposes of this document.

Volume Flow Rate at specified conditions		Volume Flow Rate	Specific Energy Consumption	No Load / Zero Flow Power
m^3/min	ft^3/min	%	%	%
Below 0.5	Below 17.6	+/- 7	+/- 8	
0.5 to 1.5	17.6 to 53	+/- 6	+/- 7	+/- 10%
1.5 to 15	53 to 529.7	+/- 5	+/- 6	
Above 15	Above 529.7	+/- 4	+/- 5	

ROT 031.1



COMPRESSOR DATA SHEET

In Accordance With Federal Uniform Test Method for Certain Lubricated Air Compressors

Rotary Compressor: Variable Frequency Drive

MODEL DATA - FOR COMPRESSED AIR			
1	Manufacturer: FS-Curtis		
2	Model Number: NxV75-100		Date: 03/03/21
	<input checked="" type="checkbox"/> Air-cooled <input type="checkbox"/> Water-cooled		Type: Screw
			# of Stages: 1
3*	Full Load Operating Pressure ^b	100	psig ^b
4	Drive Motor Nominal Rating	100	hp
5	Drive Motor Nominal Efficiency	95.4	percent
6	Fan Motor Nominal Rating (if applicable)	3	hp
7	Fan Motor Nominal Efficiency	89.5	percent
8*	Input Power (kW)	Capacity (acfm) ^{a,d}	Specific Power (kW/100 acfm) ^d
	100.0	498.8	20.05
	83.3	422.0	19.74
	68.5	347.8	19.70
	52.4	266.5	19.66
9*	Total Package Input Power at Zero Flow ^{c, d}	0.0	kW
10	Isentropic Efficiency	66.90	%
11	<p style="text-align: center; font-size: small;"> Note: Graph is only a visual representation of the data in Section 8 Note: Y-Axis Scale, 10 to 35, + 5kW/100acfm increments if necessary above 35 X-Axis Scale, 0 to 25% over maximum capacity </p>		

*For models that are tested in the CAGI Performance Verification Program, these items are verified by the third party administrator
 Consult CAGI website for a list of participants in the third party verification program: www.cagi.org



Member

- NOTES:
- Measured at the discharge terminal point of the compressor package in accordance with ISO 1217, Annex E; ACFM is actual cubic feet per minute at inlet conditions.
 - The operating pressure at which the Capacity (Item 8) and Electrical Consumption (Item 8) were measured for this data sheet.
 - No Load Power. In accordance with ISO 1217, Annex E, if measurement of no load power equals less than 1%, manufacturer may state "not significant" or "0" on the test report.
 - Tolerance is specified in ISO 1217, Annex E, as shown in table below:
 NOTE: The terms "power" and "energy" are synonymous for purposes of this document.

Volume Flow Rate at specified conditions		Volume Flow Rate	Specific Energy Consumption	No Load / Zero Flow Power
m ³ / min	ft ³ / min			
Below 0.5	Below 17.6	+/- 7	+/- 8	
0.5 to 1.5	17.6 to 53	+/- 6	+/- 7	+/- 10%
1.5 to 15	53 to 529.7	+/- 5	+/- 6	
Above 15	Above 529.7	+/- 4	+/- 5	

ROT 031.1



COMPRESSOR DATA SHEET

In Accordance With Federal Uniform Test Method for Certain Lubricated Air Compressors

Rotary Compressor: Variable Frequency Drive

MODEL DATA - FOR COMPRESSED AIR			
1	Manufacturer: FS-Curtis		
2	Model Number: NxV75-125		Date: 03/03/21
	<input checked="" type="checkbox"/> Air-cooled <input type="checkbox"/> Water-cooled		Type: Screw
			# of Stages: 1
3*	Full Load Operating Pressure ^b	125	psig ^b
4	Drive Motor Nominal Rating	100	hp
5	Drive Motor Nominal Efficiency	95.4	percent
6	Fan Motor Nominal Rating (if applicable)	3	hp
7	Fan Motor Nominal Efficiency	89.5	percent
8*	Input Power (kW)	Capacity (acfm) ^{a,d}	Specific Power (kW/100 acfm) ^d
	99.3	450.8	22.03
	85.0	388.4	21.88
	72.0	326.6	22.05
	58.9	258.9	22.75
	32.2	119.7	26.90
9*	Total Package Input Power at Zero Flow ^{c, d}	0.0	kW
10	Isentropic Efficiency	66.30	%
11	<p>Note: Graph is only a visual representation of the data in Section 8 Note: Y-Axis Scale, 10 to 35, + 5kW/100acfm increments if necessary above 35 X-Axis Scale, 0 to 25% over maximum capacity</p>		

*For models that are tested in the CAGI Performance Verification Program, these items are verified by the third party administrator
 Consult CAGI website for a list of participants in the third party verification program: www.cagi.org



Member

- NOTES:
- Measured at the discharge terminal point of the compressor package in accordance with ISO 1217, Annex E; ACFM is actual cubic feet per minute at inlet conditions.
 - The operating pressure at which the Capacity (Item 8) and Electrical Consumption (Item 8) were measured for this data sheet.
 - No Load Power. In accordance with ISO 1217, Annex E, if measurement of no load power equals less than 1%, manufacturer may state "not significant" or "0" on the test report.
 - Tolerance is specified in ISO 1217, Annex E, as shown in table below:
 NOTE: The terms "power" and "energy" are synonymous for purposes of this document.

Volume Flow Rate at specified conditions		Volume Flow Rate	Specific Energy Consumption	No Load / Zero Flow Power
m^3 / min	ft^3 / min	%	%	%
Below 0.5	Below 17.6	+/- 7	+/- 8	
0.5 to 1.5	17.6 to 53	+/- 6	+/- 7	+/- 10%
1.5 to 15	53 to 529.7	+/- 5	+/- 6	
Above 15	Above 529.7	+/- 4	+/- 5	

ROT 031.1



COMPRESSOR DATA SHEET

In Accordance With Federal Uniform Test Method for Certain Lubricated Air Compressors

Rotary Compressor: Variable Frequency Drive

MODEL DATA - FOR COMPRESSED AIR				
1	Manufacturer: FS-Curtis			
2	Model Number: NxV75-150		Date:	03/03/21
	<input checked="" type="checkbox"/> Air-cooled	<input type="checkbox"/> Water-cooled	Type:	Screw
				# of Stages:
3*	Full Load Operating Pressure ^b	150	psig ^b	
4	Drive Motor Nominal Rating	100	hp	
5	Drive Motor Nominal Efficiency	95.4	percent	
6	Fan Motor Nominal Rating (if applicable)	3	hp	
7	Fan Motor Nominal Efficiency	89.5	percent	
8*	Input Power (kW)	Capacity (acfm) ^{a,d}		Specific Power (kW/100 acfm) ^d
	99.2			411.3
	85.4			24.12
	71.3			23.60
	59.6			23.58
	35.1			24.63
9*	Total Package Input Power at Zero Flow ^{c, d}		0.0	kW
10	Isentropic Efficiency		67.00	%
11	<p style="text-align: center; font-size: small;"> Note: Graph is only a visual representation of the data in Section 8 Note: Y-Axis Scale, 10 to 35, + 5kW/100acfm increments if necessary above 35 X-Axis Scale, 0 to 25% over maximum capacity </p>			

*For models that are tested in the CAGI Performance Verification Program, these items are verified by the third party administrator
 Consult CAGI website for a list of participants in the third party verification program: www.cagi.org



Member

NOTES:

- a. Measured at the discharge terminal point of the compressor package in accordance with ISO 1217, Annex E; ACFM is actual cubic feet per minute at inlet conditions.
- b. The operating pressure at which the Capacity (Item 8) and Electrical Consumption (Item 8) were measured for this data sheet.
- c. No Load Power. In accordance with ISO 1217, Annex E, if measurement of no load power equals less than 1%, manufacturer may state "not significant" or "0" on the test report.
- d. Tolerance is specified in ISO 1217, Annex E, as shown in table below:
 NOTE: The terms "power" and "energy" are synonymous for purposes of this document.

Volume Flow Rate at specified conditions		Volume Flow Rate	Specific Energy Consumption	No Load / Zero Flow Power
m^3 / min	ft^3 / min	%	%	%
Below 0.5	Below 17.6	+/- 7	+/- 8	
0.5 to 1.5	17.6 to 53	+/- 6	+/- 7	+/- 10%
1.5 to 15	53 to 529.7	+/- 5	+/- 6	
Above 15	Above 529.7	+/- 4	+/- 5	

ROT 031.1



COMPRESSOR DATA SHEET

In Accordance With Federal Uniform Test Method for Certain Lubricated Air Compressors

Rotary Compressor: Variable Frequency Drive

MODEL DATA - FOR COMPRESSED AIR			
1	Manufacturer: FS-Curtis		
2	Model Number: NxV90-100		Date: 03/03/21
	<input checked="" type="checkbox"/> Air-cooled <input type="checkbox"/> Water-cooled		Type: Screw
			# of Stages: 1
3*	Full Load Operating Pressure ^b	100	psig ^b
4	Drive Motor Nominal Rating	125	hp
5	Drive Motor Nominal Efficiency	95.4	percent
6	Fan Motor Nominal Rating (if applicable)	3	hp
7	Fan Motor Nominal Efficiency	89.5	percent
8*	Input Power (kW)	Capacity (acfm) ^{a,d}	Specific Power (kW/100 acfm) ^d
	121.0	567.3	21.33
	98.8	483.0	20.46
	78.4	388.2	20.20
	59.4	298.5	19.90
	26.6	120.7	22.04
9*	Total Package Input Power at Zero Flow ^{c, d}	0.0	kW
10	Isentropic Efficiency	65.20	%
11	<p style="text-align: center;"> Note: Graph is only a visual representation of the data in Section 8 Note: Y-Axis Scale, 10 to 35, + 5kW/100acfm increments if necessary above 35 X-Axis Scale, 0 to 25% over maximum capacity </p>		

*For models that are tested in the CAGI Performance Verification Program, these items are verified by the third party administrator. Consult CAGI website for a list of participants in the third party verification program: www.cagi.org



Member

- NOTES:
- Measured at the discharge terminal point of the compressor package in accordance with ISO 1217, Annex E; ACFM is actual cubic feet per minute at inlet conditions.
 - The operating pressure at which the Capacity (Item 8) and Electrical Consumption (Item 8) were measured for this data sheet.
 - No Load Power. In accordance with ISO 1217, Annex E, if measurement of no load power equals less than 1%, manufacturer may state "not significant" or "0" on the test report.
 - Tolerance is specified in ISO 1217, Annex E, as shown in table below:
NOTE: The terms "power" and "energy" are synonymous for purposes of this document.

Volume Flow Rate at specified conditions		Volume Flow Rate	Specific Energy Consumption	No Load / Zero Flow Power
m^3/min	ft^3/min	%	%	%
Below 0.5	Below 17.6	+/- 7	+/- 8	
0.5 to 1.5	17.6 to 53	+/- 6	+/- 7	+/- 10%
1.5 to 15	53 to 529.7	+/- 5	+/- 6	
Above 15	Above 529.7	+/- 4	+/- 5	

ROT 031.1



COMPRESSOR DATA SHEET

In Accordance With Federal Uniform Test Method for Certain Lubricated Air Compressors

Rotary Compressor: Variable Frequency Drive

MODEL DATA - FOR COMPRESSED AIR				
1	Manufacturer: FS-Curtis			
2	Model Number: NxV90-125		Date:	03/03/21
	<input checked="" type="checkbox"/> Air-cooled	<input type="checkbox"/> Water-cooled	Type:	Screw
			# of Stages:	1
3*	Full Load Operating Pressure ^b	125	psig ^b	
4	Drive Motor Nominal Rating	125	hp	
5	Drive Motor Nominal Efficiency	95.4	percent	
6	Fan Motor Nominal Rating (if applicable)	3	hp	
7	Fan Motor Nominal Efficiency	89.5	percent	
8*	Input Power (kW)	Capacity (acfm) ^{a,d}		Specific Power (kW/100 acfm) ^d
	113.0			22.35
	94.5			21.82
	79.0			21.83
	62.7			22.12
	32.2			26.90
9*	Total Package Input Power at Zero Flow ^{c, d}		0.0	kW
10	Isentropic Efficiency		67.40	%
11	<p style="text-align: center; font-size: small;"> Note: Graph is only a visual representation of the data in Section 8 Note: Y-Axis Scale, 10 to 35, + 5kW/100acfm increments if necessary above 35 X-Axis Scale, 0 to 25% over maximum capacity </p>			

*For models that are tested in the CAGI Performance Verification Program, these items are verified by the third party administrator
 Consult CAGI website for a list of participants in the third party verification program: www.cagi.org



Member

NOTES:

- a. Measured at the discharge terminal point of the compressor package in accordance with ISO 1217, Annex E; ACFM is actual cubic feet per minute at inlet conditions.
- b. The operating pressure at which the Capacity (Item 8) and Electrical Consumption (Item 8) were measured for this data sheet.
- c. No Load Power. In accordance with ISO 1217, Annex E, if measurement of no load power equals less than 1%, manufacturer may state "not significant" or "0" on the test report.
- d. Tolerance is specified in ISO 1217, Annex E, as shown in table below:
 NOTE: The terms "power" and "energy" are synonymous for purposes of this document.

Volume Flow Rate at specified conditions		Volume Flow Rate	Specific Energy Consumption	No Load / Zero Flow Power
m^3 / min	ft^3 / min	%	%	%
Below 0.5	Below 17.6	+/- 7	+/- 8	
0.5 to 1.5	17.6 to 53	+/- 6	+/- 7	+/- 10%
1.5 to 15	53 to 529.7	+/- 5	+/- 6	
Above 15	Above 529.7	+/- 4	+/- 5	

ROT 031.1



COMPRESSOR DATA SHEET

In Accordance With Federal Uniform Test Method for Certain Lubricated Air Compressors

Rotary Compressor: Variable Frequency Drive

MODEL DATA - FOR COMPRESSED AIR				
1	Manufacturer: FS-Curtis			
2	Model Number: NxV90-150		Date:	03/03/21
	<input checked="" type="checkbox"/> Air-cooled	<input type="checkbox"/> Water-cooled	Type:	Screw
				# of Stages:
3*	Full Load Operating Pressure ^b	150	psig ^b	
4	Drive Motor Nominal Rating	125	hp	
5	Drive Motor Nominal Efficiency	95.4	percent	
6	Fan Motor Nominal Rating (if applicable)	3	hp	
7	Fan Motor Nominal Efficiency	89.5	percent	
8*	Input Power (kW)	Capacity (acfm) ^{a,d}		Specific Power (kW/100 acfm) ^d
	113.0			24.75
	95.2			24.20
	79.0			23.72
	63.0			23.86
	35.1			29.90
9*	Total Package Input Power at Zero Flow ^{c, d}		0.0	kW
10	Isentropic Efficiency		67.70	%
11	<p style="text-align: center; font-size: small;"> Note: Graph is only a visual representation of the data in Section 8 Note: Y-Axis Scale, 10 to 35, + 5kW/100acfm increments if necessary above 35 X-Axis Scale, 0 to 25% over maximum capacity </p>			

*For models that are tested in the CAGI Performance Verification Program, these items are verified by the third party administrator
 Consult CAGI website for a list of participants in the third party verification program: www.cagi.org



Member

NOTES:

- a. Measured at the discharge terminal point of the compressor package in accordance with ISO 1217, Annex E; ACFM is actual cubic feet per minute at inlet conditions.
- b. The operating pressure at which the Capacity (Item 8) and Electrical Consumption (Item 8) were measured for this data sheet.
- c. No Load Power. In accordance with ISO 1217, Annex E, if measurement of no load power equals less than 1%, manufacturer may state "not significant" or "0" on the test report.
- d. Tolerance is specified in ISO 1217, Annex E, as shown in table below:
 NOTE: The terms "power" and "energy" are synonymous for purposes of this document.

Volume Flow Rate at specified conditions		Volume Flow Rate	Specific Energy Consumption	No Load / Zero Flow Power
m ³ / min	ft ³ / min			
Below 0.5	Below 17.6	+/- 7	+/- 8	
0.5 to 1.5	17.6 to 53	+/- 6	+/- 7	+/- 10%
1.5 to 15	53 to 529.7	+/- 5	+/- 6	
Above 15	Above 529.7	+/- 4	+/- 5	

ROT 031.1




COMPRESSOR DATA SHEET

In Accordance With Federal Uniform Test Method for Certain Lubricated Air Compressors

Rotary Compressor: Variable Frequency Drive

MODEL DATA - FOR COMPRESSED AIR				
1	Manufacturer: FS-Curtis			
2	Model Number: NxV110-100		Date:	03/03/21
	<input checked="" type="checkbox"/> Air-cooled	<input type="checkbox"/> Water-cooled	Type:	Screw
				# of Stages: 1
3*	Full Load Operating Pressure ^b	100	psig ^b	
4	Drive Motor Nominal Rating	150	hp	
5	Drive Motor Nominal Efficiency	96.2	percent	
6	Fan Motor Nominal Rating (if applicable)	4	hp	
7	Fan Motor Nominal Efficiency	86.5	percent	
8*	Input Power (kW)	Capacity (acfm) ^{a,d}		Specific Power (kW/100 acfm) ^d
	141.0			20.46
	114.0			19.03
	94.0			18.51
	75.0			18.35
9*	Total Package Input Power at Zero Flow ^{c, d}		0.0	kW
10	Isentropic Efficiency		70.20	%
11	<p style="text-align: center; font-size: small;"> Note: Graph is only a visual representation of the data in Section 8 Note: Y-Axis Scale, 10 to 35, + 5kW/100acfm increments if necessary above 35 X-Axis Scale, 0 to 25% over maximum capacity </p>			

*For models that are tested in the CAGI Performance Verification Program, these items are verified by the third party administrator
 Consult CAGI website for a list of participants in the third party verification program: www.cagi.org



Member

NOTES:

- a. Measured at the discharge terminal point of the compressor package in accordance with ISO 1217, Annex E; ACFM is actual cubic feet per minute at inlet conditions.
- b. The operating pressure at which the Capacity (Item 8) and Electrical Consumption (Item 8) were measured for this data sheet.
- c. No Load Power. In accordance with ISO 1217, Annex E, if measurement of no load power equals less than 1%, manufacturer may state "not significant" or "0" on the test report.
- d. Tolerance is specified in ISO 1217, Annex E, as shown in table below:
 NOTE: The terms "power" and "energy" are synonymous for purposes of this document.

Volume Flow Rate at specified conditions		Volume Flow Rate	Specific Energy Consumption	No Load / Zero Flow Power
m^3 / min	ft^3 / min	%	%	%
Below 0.5	Below 17.6	+/- 7	+/- 8	
0.5 to 1.5	17.6 to 53	+/- 6	+/- 7	+/- 10%
1.5 to 15	53 to 529.7	+/- 5	+/- 6	
Above 15	Above 529.7	+/- 4	+/- 5	

ROT 031.1



COMPRESSOR DATA SHEET

In Accordance With Federal Uniform Test Method for Certain Lubricated Air Compressors

Rotary Compressor: Variable Frequency Drive

MODEL DATA - FOR COMPRESSED AIR			
1	Manufacturer: FS-Curtis		
2	Model Number: NxV110-125		Date: 03/03/21
	<input checked="" type="checkbox"/> Air-cooled <input type="checkbox"/> Water-cooled		Type: Screw
			# of Stages: 1
3*	Full Load Operating Pressure ^b	125	psig ^b
4	Drive Motor Nominal Rating	150	hp
5	Drive Motor Nominal Efficiency	96.2	percent
6	Fan Motor Nominal Rating (if applicable)	4	hp
7	Fan Motor Nominal Efficiency	86.5	percent
8*	Input Power (kW)	Capacity (acfm) ^{a,d}	Specific Power (kW/100 acfm) ^d
	137.0	624.1	21.95
	116.0	542.6	21.38
	95.0	456.4	20.82
	75.0	366.5	20.46
9*	Total Package Input Power at Zero Flow ^{c, d}		0.0 kW
10	Isentropic Efficiency	71.70	%
11	<p style="text-align: center; font-size: small;"> Note: Graph is only a visual representation of the data in Section 8 Note: Y-Axis Scale, 10 to 35, + 5kW/100acfm increments if necessary above 35 X-Axis Scale, 0 to 25% over maximum capacity </p>		

*For models that are tested in the CAGI Performance Verification Program, these items are verified by the third party administrator
 Consult CAGI website for a list of participants in the third party verification program: www.cagi.org



Member

- NOTES:
- a. Measured at the discharge terminal point of the compressor package in accordance with ISO 1217, Annex E; ACFM is actual cubic feet per minute at inlet conditions.
 - b. The operating pressure at which the Capacity (Item 8) and Electrical Consumption (Item 8) were measured for this data sheet.
 - c. No Load Power. In accordance with ISO 1217, Annex E, if measurement of no load power equals less than 1%, manufacturer may state "not significant" or "0" on the test report.
 - d. Tolerance is specified in ISO 1217, Annex E, as shown in table below:
 NOTE: The terms "power" and "energy" are synonymous for purposes of this document.

Volume Flow Rate at specified conditions		Volume Flow Rate	Specific Energy Consumption	No Load / Zero Flow Power
m^3 / min	ft^3 / min	%	%	%
Below 0.5	Below 17.6	+/- 7	+/- 8	
0.5 to 1.5	17.6 to 53	+/- 6	+/- 7	+/- 10%
1.5 to 15	53 to 529.7	+/- 5	+/- 6	
Above 15	Above 529.7	+/- 4	+/- 5	

ROT 031.1



COMPRESSOR DATA SHEET

In Accordance With Federal Uniform Test Method for Certain Lubricated Air Compressors

Rotary Compressor: Variable Frequency Drive

MODEL DATA - FOR COMPRESSED AIR			
1	Manufacturer: FS-Curtis		
2	Model Number: NxV110-150		Date: 03/03/21
	<input checked="" type="checkbox"/> Air-cooled <input type="checkbox"/> Water-cooled		Type: Screw
			# of Stages: 1
3*	Full Load Operating Pressure ^b	150	psig ^b
4	Drive Motor Nominal Rating	150	hp
5	Drive Motor Nominal Efficiency	96.2	percent
6	Fan Motor Nominal Rating (if applicable)	4	hp
7	Fan Motor Nominal Efficiency	86.5	percent
8*	Input Power (kW)	Capacity (acfm) ^{a,d}	Specific Power (kW/100 acfm) ^d
	139.0	574.0	24.22
	116.0	505.6	22.94
	94.0	418.6	22.46
	75.0	283.0	26.50
9*	Total Package Input Power at Zero Flow ^{c, d}	0.0	kW
10	Isentropic Efficiency	68.20	%
11	<p style="font-size: small; text-align: center;"> Note: Graph is only a visual representation of the data in Section 8 Note: Y-Axis Scale, 10 to 35, + 5kW/100acfm increments if necessary above 35 X-Axis Scale, 0 to 25% over maximum capacity </p>		

*For models that are tested in the CAGI Performance Verification Program, these items are verified by the third party administrator. Consult CAGI website for a list of participants in the third party verification program: www.cagi.org



Member

- NOTES:
- Measured at the discharge terminal point of the compressor package in accordance with ISO 1217, Annex E; ACFM is actual cubic feet per minute at inlet conditions.
 - The operating pressure at which the Capacity (Item 8) and Electrical Consumption (Item 8) were measured for this data sheet.
 - No Load Power. In accordance with ISO 1217, Annex E, if measurement of no load power equals less than 1%, manufacturer may state "not significant" or "0" on the test report.
 - Tolerance is specified in ISO 1217, Annex E, as shown in table below:
NOTE: The terms "power" and "energy" are synonymous for purposes of this document.

Volume Flow Rate at specified conditions		Volume Flow Rate	Specific Energy Consumption	No Load / Zero Flow Power
m^3/min	ft^3/min	%	%	%
Below 0.5	Below 17.6	+/- 7	+/- 8	
0.5 to 1.5	17.6 to 53	+/- 6	+/- 7	+/- 10%
1.5 to 15	53 to 529.7	+/- 5	+/- 6	
Above 15	Above 529.7	+/- 4	+/- 5	

ROT 031.1



COMPRESSOR DATA SHEET

In Accordance With Federal Uniform Test Method for Certain Lubricated Air Compressors

Rotary Compressor: Variable Frequency Drive

MODEL DATA - FOR COMPRESSED AIR				
1	Manufacturer: FS-Curtis			
2	Model Number: NxV160-100		Date:	03/03/21
	<input checked="" type="checkbox"/> Air-cooled	<input type="checkbox"/> Water-cooled	Type:	Screw
				# of Stages: 1
3*	Full Load Operating Pressure ^b	100	psig ^b	
4	Drive Motor Nominal Rating	200	hp	
5	Drive Motor Nominal Efficiency	96.2	percent	
6	Fan Motor Nominal Rating (if applicable)	6	hp	
7	Fan Motor Nominal Efficiency	89.5	percent	
8*	Input Power (kW)		Capacity (acfm) ^{a,d}	Specific Power (kW/100 acfm) ^d
	211.0		1030	20.49
	177.0		903	19.60
	150.0		768	19.53
	120.0		618	19.42
	64.0		340	18.82
9*	Total Package Input Power at Zero Flow ^{c, d}		0.0	kW
10	Isentropic Efficiency		67.90	%
11	<p style="text-align: center;"> Note: Graph is only a visual representation of the data in Section 8 Note: Y-Axis Scale, 10 to 35, + 5kW/100acfm increments if necessary above 35 X-Axis Scale, 0 to 25% over maximum capacity </p>			

*For models that are tested in the CAGI Performance Verification Program, these items are verified by the third party administrator. Consult CAGI website for a list of participants in the third party verification program: www.cagi.org



Member

- NOTES:
- Measured at the discharge terminal point of the compressor package in accordance with ISO 1217, Annex E; ACFM is actual cubic feet per minute at inlet conditions.
 - The operating pressure at which the Capacity (Item 8) and Electrical Consumption (Item 8) were measured for this data sheet.
 - No Load Power. In accordance with ISO 1217, Annex E, if measurement of no load power equals less than 1%, manufacturer may state "not significant" or "0" on the test report.
 - Tolerance is specified in ISO 1217, Annex E, as shown in table below:
NOTE: The terms "power" and "energy" are synonymous for purposes of this document.

Volume Flow Rate at specified conditions		Volume Flow Rate	Specific Energy Consumption	No Load / Zero Flow Power
m^3/min	ft^3/min	%	%	%
Below 0.5	Below 17.6	+/- 7	+/- 8	
0.5 to 1.5	17.6 to 53	+/- 6	+/- 7	+/- 10%
1.5 to 15	53 to 529.7	+/- 5	+/- 6	
Above 15	Above 529.7	+/- 4	+/- 5	

ROT 031.1



COMPRESSOR DATA SHEET

In Accordance With Federal Uniform Test Method for Certain Lubricated Air Compressors

Rotary Compressor: Variable Frequency Drive

MODEL DATA - FOR COMPRESSED AIR			
1	Manufacturer: FS-Curtis		
2	Model Number: NxV160-125		Date: 03/03/21
	<input checked="" type="checkbox"/> Air-cooled <input type="checkbox"/> Water-cooled		Type: Screw
			# of Stages: 1
3*	Full Load Operating Pressure ^b	125	psig ^b
4	Drive Motor Nominal Rating	200	hp
5	Drive Motor Nominal Efficiency	96.2	percent
6	Fan Motor Nominal Rating (if applicable)	6	hp
7	Fan Motor Nominal Efficiency	89.5	percent
8*	Input Power (kW)	Capacity (acfm) ^{a,d}	Specific Power (kW/100 acfm) ^d
	218.0	965	22.59
	179.0	828	21.62
	151.0	702	21.51
	121.0	565	21.42
9*	Total Package Input Power at Zero Flow ^{c, d}		0.0 kW
10	Isentropic Efficiency	69.40	%
11	<p style="text-align: center; font-size: small;"> Note: Graph is only a visual representation of the data in Section 8 Note: Y-Axis Scale, 10 to 35, + 5kW/100acfm increments if necessary above 35 X-Axis Scale, 0 to 25% over maximum capacity </p>		

*For models that are tested in the CAGI Performance Verification Program, these items are verified by the third party administrator. Consult CAGI website for a list of participants in the third party verification program: www.cagi.org



Member

NOTES:

- a. Measured at the discharge terminal point of the compressor package in accordance with ISO 1217, Annex E; ACFM is actual cubic feet per minute at inlet conditions.
- b. The operating pressure at which the Capacity (Item 8) and Electrical Consumption (Item 8) were measured for this data sheet.
- c. No Load Power. In accordance with ISO 1217, Annex E, if measurement of no load power equals less than 1%, manufacturer may state "not significant" or "0" on the test report.
- d. Tolerance is specified in ISO 1217, Annex E, as shown in table below:
NOTE: The terms "power" and "energy" are synonymous for purposes of this document.

Volume Flow Rate at specified conditions		Volume Flow Rate	Specific Energy Consumption	No Load / Zero Flow Power
m^3 / min	ft^3 / min	%	%	%
Below 0.5	Below 17.6	+/- 7	+/- 8	
0.5 to 1.5	17.6 to 53	+/- 6	+/- 7	+/- 10%
1.5 to 15	53 to 529.7	+/- 5	+/- 6	
Above 15	Above 529.7	+/- 4	+/- 5	

ROT 031.1



COMPRESSOR DATA SHEET

In Accordance With Federal Uniform Test Method for Certain Lubricated Air Compressors

Rotary Compressor: Variable Frequency Drive

MODEL DATA - FOR COMPRESSED AIR				
1	Manufacturer: FS-Curtis			
2	Model Number: NxV160-150		Date:	03/03/21
	<input checked="" type="checkbox"/> Air-cooled	<input type="checkbox"/> Water-cooled	Type:	Screw
				# of Stages: 1
3*	Full Load Operating Pressure ^b	150	psig ^b	
4	Drive Motor Nominal Rating	200	hp	
5	Drive Motor Nominal Efficiency	96.2	percent	
6	Fan Motor Nominal Rating (if applicable)	6	hp	
7	Fan Motor Nominal Efficiency	89.5	percent	
8*	Input Power (kW)		Capacity (acfm) ^{a,d}	Specific Power (kW/100 acfm) ^d
	199.0		838	23.75
	174.0		750	23.20
	147.0		632	23.26
	112.0		485	23.09
	79.0		333	23.72
9*	Total Package Input Power at Zero Flow ^{c, d}		0.0	kW
10	Isentropic Efficiency		70.40	%
11	<p style="text-align: center;"> Note: Graph is only a visual representation of the data in Section 8 Note: Y-Axis Scale, 10 to 35, + 5kW/100acfm increments if necessary above 35 X-Axis Scale, 0 to 25% over maximum capacity </p>			

*For models that are tested in the CAGI Performance Verification Program, these items are verified by the third party administrator. Consult CAGI website for a list of participants in the third party verification program: www.cagi.org



Member

NOTES:

- Measured at the discharge terminal point of the compressor package in accordance with ISO 1217, Annex E; ACFM is actual cubic feet per minute at inlet conditions.
- The operating pressure at which the Capacity (Item 8) and Electrical Consumption (Item 8) were measured for this data sheet.
- No Load Power. In accordance with ISO 1217, Annex E, if measurement of no load power equals less than 1%, manufacturer may state "not significant" or "0" on the test report.
- Tolerance is specified in ISO 1217, Annex E, as shown in table below:
NOTE: The terms "power" and "energy" are synonymous for purposes of this document.

Volume Flow Rate at specified conditions		Volume Flow Rate	Specific Energy Consumption	No Load / Zero Flow Power
m^3 / min	ft^3 / min	%	%	%
Below 0.5	Below 17.6	+/- 7	+/- 8	
0.5 to 1.5	17.6 to 53	+/- 6	+/- 7	+/- 10%
1.5 to 15	53 to 529.7	+/- 5	+/- 6	
Above 15	Above 529.7	+/- 4	+/- 5	

ROT 031.1



COMPRESSOR DATA SHEET

In Accordance With Federal Uniform Test Method for Certain Lubricated Air Compressors

Rotary Compressor: Variable Frequency Drive

MODEL DATA - FOR COMPRESSED AIR				
1	Manufacturer: FS-Curtis			
2	Model Number: NxV185-100		Date:	03/03/21
	<input checked="" type="checkbox"/> Air-cooled	<input type="checkbox"/> Water-cooled	Type:	Screw
				# of Stages: 1
3*	Full Load Operating Pressure ^b	100	psig ^b	
4	Drive Motor Nominal Rating	250	hp	
5	Drive Motor Nominal Efficiency	96.2	percent	
6	Fan Motor Nominal Rating (if applicable)	6	hp	
7	Fan Motor Nominal Efficiency	89.5	percent	
8*	Input Power (kW)		Capacity (acfm) ^{a,d}	Specific Power (kW/100 acfm) ^d
	211.0		1104	19.11
	175.0		946	18.50
	142.0		786	18.07
	111.0		610	18.20
	62.0		352	17.61
9*	Total Package Input Power at Zero Flow ^{c, d}		0.0	kW
10	Isentropic Efficiency		70.70	%
11	<p style="text-align: center;"> Note: Graph is only a visual representation of the data in Section 8 Note: Y-Axis Scale, 10 to 35, + 5kW/100acfm increments if necessary above 35 X-Axis Scale, 0 to 25% over maximum capacity </p>			

*For models that are tested in the CAGI Performance Verification Program, these items are verified by the third party administrator
 Consult CAGI website for a list of participants in the third party verification program: www.cagi.org



Member

- NOTES:
- Measured at the discharge terminal point of the compressor package in accordance with ISO 1217, Annex E; ACFM is actual cubic feet per minute at inlet conditions.
 - The operating pressure at which the Capacity (Item 8) and Electrical Consumption (Item 8) were measured for this data sheet.
 - No Load Power. In accordance with ISO 1217, Annex E, if measurement of no load power equals less than 1%, manufacturer may state "not significant" or "0" on the test report.
 - Tolerance is specified in ISO 1217, Annex E, as shown in table below:
 NOTE: The terms "power" and "energy" are synonymous for purposes of this document.

Volume Flow Rate at specified conditions		Volume Flow Rate %	Specific Energy Consumption %	No Load / Zero Flow Power %
m ³ / min	ft ³ / min			
Below 0.5	Below 17.6	+/- 7	+/- 8	
0.5 to 1.5	17.6 to 53	+/- 6	+/- 7	+/- 10%
1.5 to 15	53 to 529.7	+/- 5	+/- 6	
Above 15	Above 529.7	+/- 4	+/- 5	

ROT 031.1



COMPRESSOR DATA SHEET

In Accordance With Federal Uniform Test Method for Certain Lubricated Air Compressors

Rotary Compressor: Variable Frequency Drive

MODEL DATA - FOR COMPRESSED AIR			
1	Manufacturer: FS-Curtis		
2	Model Number: NxV185-115		Date: 03/03/21
	<input checked="" type="checkbox"/> Air-cooled <input type="checkbox"/> Water-cooled		Type: Screw
			# of Stages: 1
3*	Full Load Operating Pressure ^b	115	psig ^b
4	Drive Motor Nominal Rating	250	hp
5	Drive Motor Nominal Efficiency	96.2	percent
6	Fan Motor Nominal Rating (if applicable)	6	hp
7	Fan Motor Nominal Efficiency	89.5	percent
8*	Input Power (kW)	Capacity (acfm) ^{a,d}	Specific Power (kW/100 acfm) ^d
	225.0	1050	21.43
	191.0	930	20.54
	155.0	775	20.00
	115.0	613	18.76
	59.0	315	18.73
9*	Total Package Input Power at Zero Flow ^{c, d}		0.0 kW
10	Isentropic Efficiency	73.40	%
11	<p style="text-align: center; font-size: small;"> Note: Graph is only a visual representation of the data in Section 8 Note: Y-Axis Scale, 10 to 35, + 5kW/100acfm increments if necessary above 35 X-Axis Scale, 0 to 25% over maximum capacity </p>		

*For models that are tested in the CAGI Performance Verification Program, these items are verified by the third party administrator. Consult CAGI website for a list of participants in the third party verification program: www.cagi.org



Member

NOTES:

- a. Measured at the discharge terminal point of the compressor package in accordance with ISO 1217, Annex E; ACFM is actual cubic feet per minute at inlet conditions.
- b. The operating pressure at which the Capacity (Item 8) and Electrical Consumption (Item 8) were measured for this data sheet.
- c. No Load Power. In accordance with ISO 1217, Annex E, if measurement of no load power equals less than 1%, manufacturer may state "not significant" or "0" on the test report.
- d. Tolerance is specified in ISO 1217, Annex E, as shown in table below:
NOTE: The terms "power" and "energy" are synonymous for purposes of this document.

Volume Flow Rate at specified conditions		Volume Flow Rate	Specific Energy Consumption	No Load / Zero Flow Power
m ³ / min	ft ³ / min			
Below 0.5	Below 17.6	+/- 7	+/- 8	
0.5 to 1.5	17.6 to 53	+/- 6	+/- 7	+/- 10%
1.5 to 15	53 to 529.7	+/- 5	+/- 6	
Above 15	Above 529.7	+/- 4	+/- 5	

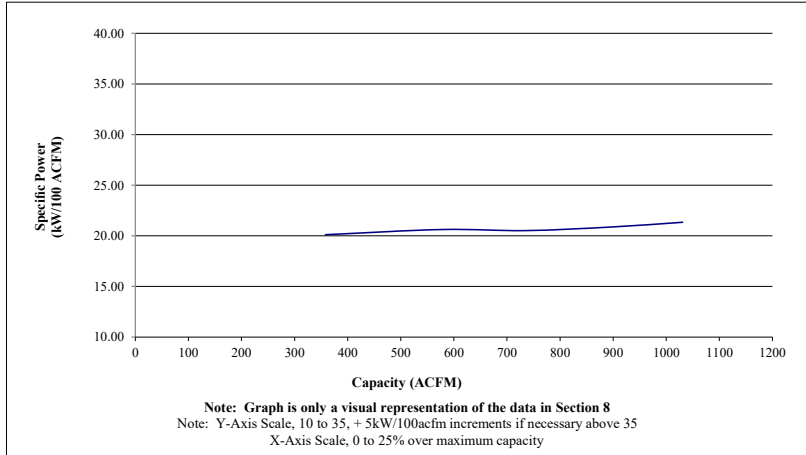
ROT 031.1



COMPRESSOR DATA SHEET

In Accordance With Federal Uniform Test Method for Certain Lubricated Air Compressors

Rotary Compressor: Variable Frequency Drive

MODEL DATA - FOR COMPRESSED AIR				
1	Manufacturer: FS-Curtis			
2	Model Number: NxV185-125		Date:	03/03/21
	<input checked="" type="checkbox"/> Air-cooled	<input type="checkbox"/> Water-cooled	Type:	Screw
			# of Stages:	1
3*	Full Load Operating Pressure ^b	125	psig ^b	
4	Drive Motor Nominal Rating	250	hp	
5	Drive Motor Nominal Efficiency	96.2	percent	
6	Fan Motor Nominal Rating (if applicable)	6	hp	
7	Fan Motor Nominal Efficiency	89.5	percent	
8*	Input Power (kW)		Capacity (acfm) ^{a,d}	Specific Power (kW/100 acfm) ^d
	220.0		1031	21.34
	187.0		896	20.87
	151.0		736	20.52
	119.0		577	20.62
	72.0		358	20.11
9*	Total Package Input Power at Zero Flow ^{c, d}		0.0	kW
10	Isentropic Efficiency			%
11	 <p style="text-align: center; font-size: small;"> Note: Graph is only a visual representation of the data in Section 8 Note: Y-Axis Scale, 10 to 35, + 5kW/100acfm increments if necessary above 35 X-Axis Scale, 0 to 25% over maximum capacity </p>			

*For models that are tested in the CAGI Performance Verification Program, these items are verified by the third party administrator. Consult CAGI website for a list of participants in the third party verification program: www.cagi.org



Member

NOTES:

- a. Measured at the discharge terminal point of the compressor package in accordance with ISO 1217, Annex E; ACFM is actual cubic feet per minute at inlet conditions.
- b. The operating pressure at which the Capacity (Item 8) and Electrical Consumption (Item 8) were measured for this data sheet.
- c. No Load Power. In accordance with ISO 1217, Annex E, if measurement of no load power equals less than 1%, manufacturer may state "not significant" or "0" on the test report.
- d. Tolerance is specified in ISO 1217, Annex E, as shown in table below:
NOTE: The terms "power" and "energy" are synonymous for purposes of this document.

Volume Flow Rate at specified conditions		Volume Flow Rate	Specific Energy Consumption	No Load / Zero Flow Power
m^3/min	ft^3/min	%	%	%
Below 0.5	Below 17.6	+/- 7	+/- 8	
0.5 to 1.5	17.6 to 53	+/- 6	+/- 7	+/- 10%
1.5 to 15	53 to 529.7	+/- 5	+/- 6	
Above 15	Above 529.7	+/- 4	+/- 5	

ROT 031.1



COMPRESSOR DATA SHEET

In Accordance With Federal Uniform Test Method for Certain Lubricated Air Compressors

Rotary Compressor: Variable Frequency Drive

MODEL DATA - FOR COMPRESSED AIR				
1	Manufacturer: FS-Curtis			
2	Model Number: NxV185-150		Date:	03/03/21
	<input checked="" type="checkbox"/> Air-cooled <input type="checkbox"/> Water-cooled		Type:	Screw
			# of Stages:	1
3*	Full Load Operating Pressure ^b	150	psig ^b	
4	Drive Motor Nominal Rating	250	hp	
5	Drive Motor Nominal Efficiency	96.2	percent	
6	Fan Motor Nominal Rating (if applicable)	6	hp	
7	Fan Motor Nominal Efficiency	89.5	percent	
8*	Input Power (kW)	Capacity (acfm) ^{a,d}		Specific Power (kW/100 acfm) ^d
	214.0	929		23.04
	189.0	815		23.19
	160.0	700		22.86
	132.0	575		22.96
9*	Total Package Input Power at Zero Flow ^{c, d}		0.0	kW
10	Isentropic Efficiency			%
11	<div style="border: 1px solid black; padding: 10px;"> <p style="text-align: center; font-size: small;"> Note: Graph is only a visual representation of the data in Section 8 Note: Y-Axis Scale, 10 to 35, + 5kW/100acfm increments if necessary above 35 X-Axis Scale, 0 to 25% over maximum capacity </p> </div>			

*For models that are tested in the CAGI Performance Verification Program, these items are verified by the third party administrator
 Consult CAGI website for a list of participants in the third party verification program: www.cagi.org



Member

NOTES:

- a. Measured at the discharge terminal point of the compressor package in accordance with ISO 1217, Annex E; ACFM is actual cubic feet per minute at inlet conditions.
- b. The operating pressure at which the Capacity (Item 8) and Electrical Consumption (Item 8) were measured for this data sheet.
- c. No Load Power. In accordance with ISO 1217, Annex E, if measurement of no load power equals less than 1%, manufacturer may state "not significant" or "0" on the test report.
- d. Tolerance is specified in ISO 1217, Annex E, as shown in table below:
 NOTE: The terms "power" and "energy" are synonymous for purposes of this document.

Volume Flow Rate at specified conditions		Volume Flow Rate	Specific Energy Consumption	No Load / Zero Flow Power
m^3/min	ft^3/min	%	%	%
Below 0.5	Below 17.6	+/- 7	+/- 8	
0.5 to 1.5	17.6 to 53	+/- 6	+/- 7	+/- 10%
1.5 to 15	53 to 529.7	+/- 5	+/- 6	
Above 15	Above 529.7	+/- 4	+/- 5	

ROT 031.1