

NOTE A:

U.S. CONNECTION SIZE: 3/4-14 NPT

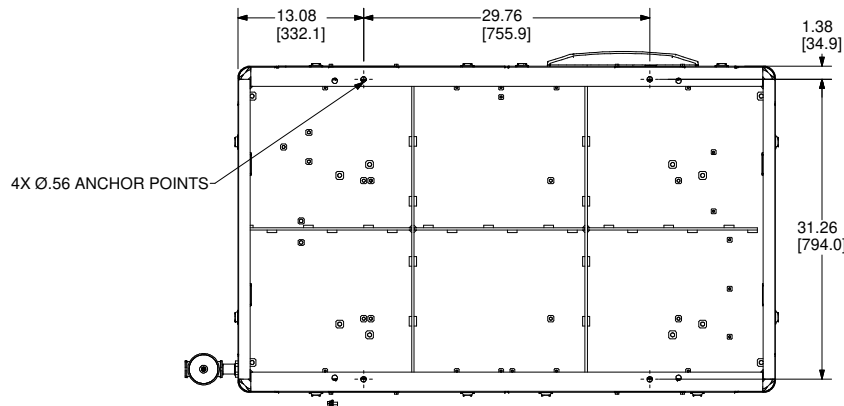
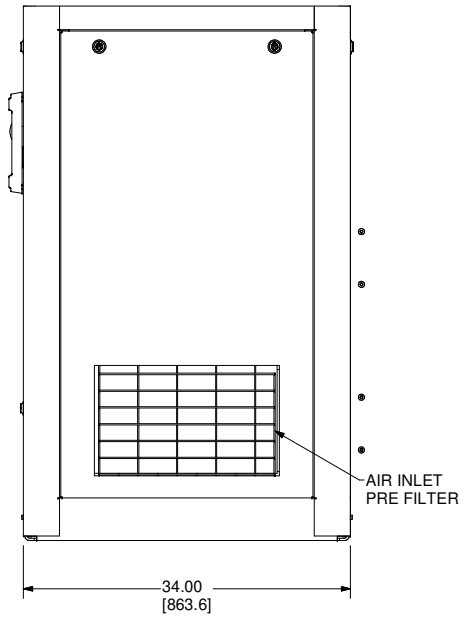
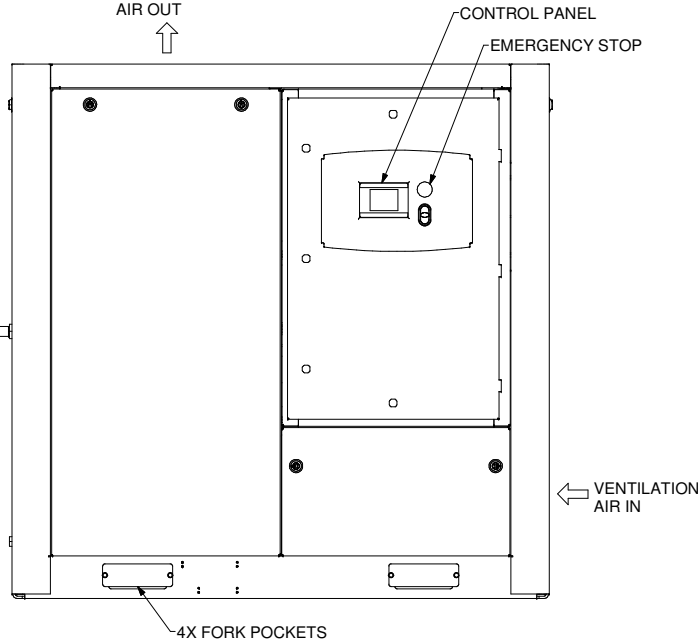
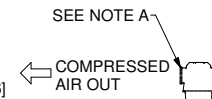
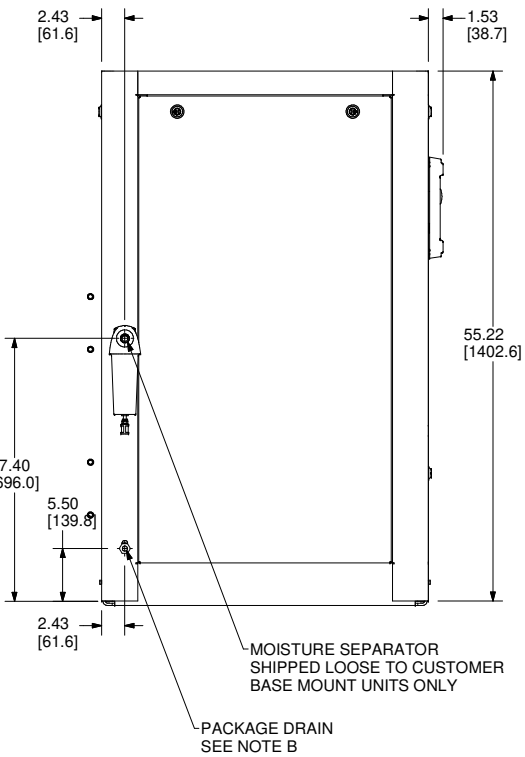
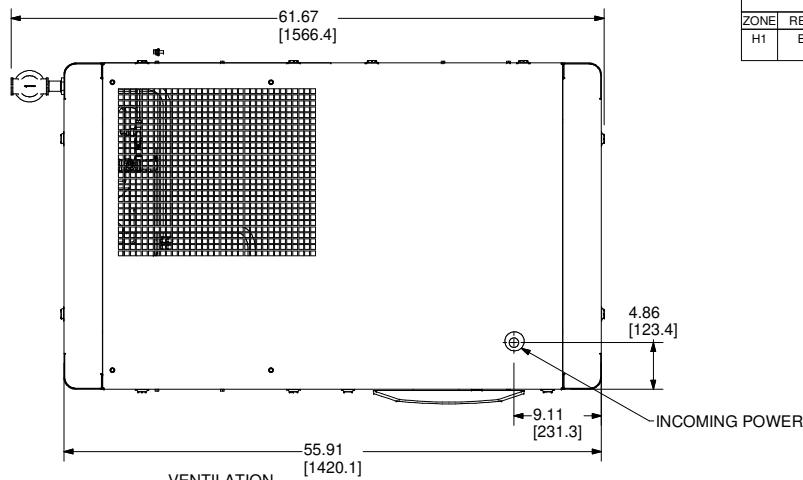
ADAPTER (MALE X FEMALE) SUPPLIED WITH UNIT FOR EMEA APPLICATIONS: 3/4-14 NPT X R3/4

NOTE B:

U.S. CONNECTION SIZE: 1/4 FNPT

ADAPTER (MALE X FEMALE) SUPPLIED WITH UNIT FOR EMEA APPLICATIONS: 1/4 FNPT X R1/4

REVISION HISTORY					
ZONE	REV	DESCRIPTION	ECN #	DATE	CHK
H1	B	REVISED	IR1423008	02/09/2021	JXS2454 CGL1123



FINISH OF CHAMFERS AND FILLETS TO CONFORM TO REQUESTED ADJACENT AREAS. SURFACE ROUGHNESS MAXIMUM PER ASME B46.1. FULL THREADS DEPTH ARE MINIMUM.

UNLESS OTHERWISE SPECIFIED DIMENSIONS ARE IN INCHES
 TOL. ON DECIMALS: X ± .05
 TOL. ON DECIMALS: XX ± .02
 TOL. ON DECIMALS: XXX ± .01 AS SPECIFIED
 TOL. ON ANGLES: ± 0° 30'

THIRD ANGLE PROJECTION

CONFIDENTIAL. THE INFORMATION CONTAINED IN THIS DOCUMENT IS THE PROPERTY OF GARDNER DENVER, INC. IT IS NOT FOR PUBLIC DISCLOSURE. POSSESSION OF THE INFORMATION DOES NOT CONVEY ANY RIGHT TO USE, REPRODUCE OR DISCLOSE THE INFORMATION. UNAUTHORIZED REPRODUCTION OR USE OF THE INFORMATION IS PROHIBITED. THIS DOCUMENT IS TO BE RETURNED TO GARDNER DENVER, INC. UPON THE COMPLETION OF THE PURPOSE FOR WHICH IT IS LOANED OR UPON REQUEST.

DIMENSIONING AND TOLERANCING PER ASME Y14.5-2009
 THREADS PER ASME B1.1. COATING SYSTEM F1 U/2.4. ANS1 B1.25.1 & B1.20.3

HEAT TREATMENT
 INgersoll Rand

GENERAL ARRANGEMENT, SCROLL ENCLOSED DUPLEX

DWG BY: JXS2454 11/10/2020
 CHK BY: CGL1123 11/10/2020

ENG. REF:
 47697994001

SCALE: 2:1