

CO₂ removal adsorption dryer

FEATURES

- generate your own supply of purge gas in-house via connection of dryer to your existing compressed air system to deliver clean, dry and CO₂ free purge gas without any of the hassle of traditional cylinders
- constant supply of high air purity eliminates interruption of analyses to change cylinders, reduces instrument recalibration and safety concerns associated with high pressure oxygen and nitrogen cylinders
- lower running costs vs cylinder rental or purchase
- 7 models with rated flows from 1.5 to 120 l/m
- developed for laboratories, units require no bench space, can be wall mounted and ensure quiet operation with a novel exhaust silencer
- uses pressure swing adsorption (PSA) technology featuring automatic regeneration and advanced purification cartridges with snowstorm filled adsorbent containing integrated 1.0 micron post filtration with an additional nano F¹ high efficiency prefilter rated for 0.01 micron and 0.01 ppm oil carryover provides totally clean, dry air with a CO₂ level of less than 1 ppm
- laboratory applications include FTIR purge, TOC purge, NMR, GC flame gas and laser purging



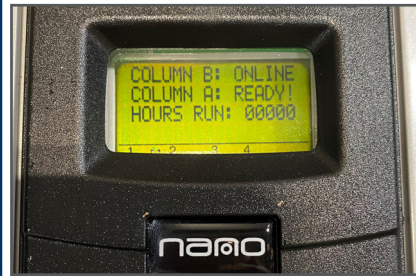
easy to maintain

less than 15 minutes required for maintenance due to unique factory built filtration and adsorption cartridges



ease of use

PLC controller with clear text display as standard, compact, simple to install and maintain



nano-purification solutions
charlotte, north carolina
united states

nano-purification solutions
new bethlehem, pennsylvania
united states

nano-purification solutions
st. catharines, ontario
canada

nano-purification solutions
gateshead, tyne and wear
united kingdom

nano-purification solutions
erkelenz, germany

tel: 704.897.2182
fax: 704.897.2183
email: support@n-psi.com
web: www.n-psi.com

SPECIFICATIONS


model	inlet & outlet ⁽¹⁾		inlet air flow ⁽²⁾		outlet gas flow ⁽²⁾		dimensions (inches)			approx. weight lbs	included pre-filtration ⁽³⁾	optional pre-filtration ⁽⁴⁾
	NPT (f)		ft ³ /h	l/m	ft ³ /h	l/m	A	B	C			
NDC 015-F	3/8" PTC		5.3	2.5	3.2	1.5	17.3	10.4	8.7	18.2	NF0025M01	NF0025AC
NDC 050-F	3/8" PTC		17.6	8.3	10.6	5.0	17.3	10.4	8.7	18.2	NF0025M01	NF0025AC
NDC 140-F	3/8" PTC		53	25	32	15	17.3	10.4	8.7	18.2	NF0025M01	NF0025AC
NDC 300-F	3/8" PTC		106	50	64	30	25.6	10.4	8.7	28.2	NF0025M01	NF0025AC
NDC 600-F	1/2" PTC		212	100	127	60	46.8	10.4	13.0	42.5	NF0030M01	NF0030AC
NDC 900-F	1"		318	150	191	90	29.3	16.8	11.1	100	NF0090M01	NF0090AC
NDC 1200-F	1"		424	200	254	120	29.3	16.8	11.1	100	NF0090M01	NF0090AC

specifications	NDC 015-F to NDC 300-F	NDC 600-F to NDC 1200-F
design operating pressure range	58 to 145 psig	58 to 174 psig
recommended operating temperature range	59 to 86°F	
power supply requirements	50 or 60 Hz, 100 to 240 VAC	
maximum noise level (during depressurization)	60 dBa	


outlet gas quality	standard	optional
maximum CO ₂ content	1 ppm	-
maximum pressure dew point	-94°F	-
maximum particulate size	1 micron	0.01 micron ⁽⁵⁾
maximum oil content	-	0.003 ppm ⁽⁴⁾

pressure correction factors ⁽⁶⁾					
inlet air pressure (psig)	87	102	116	131	145
correction factor	0.88	1.00	1.13	1.25	1.38

temperature correction factors ⁽⁶⁾					
inlet air temperature (°F)	59	68	77	86	
correction factor	1.00	1.00	0.90	0.90	



NDC 015 to NDC 600



NDC 900 & NDC 1200

(1) NDC 015 to NDC 600 have push to connect fittings on the inlet and outlet. All other models have NPT threaded connections
 (2) at 100 psig inlet pressure and 68°F and up to 375 ppm CO₂. For outlet flow at all other conditions contact support@n-psi.com
 (3) includes a nano M01 high efficiency coalescing prefilter as standard
 (4) optional AC activated carbon filter at the inlet for the removal of hydrocarbon vapors
 (5) optional 0.01 micron post filter (M01)
 (6) to be used as a rough guide only. All applications should be confirmed by nano. Contact support@n-psi.com for further assistance
 (7) NDC 900 to NDC 1200 - noise level is 80 dBa
 (8) technical specifications subject to change without notice. Direct inquiries to support@n-psi.com or contact 704.897.2182