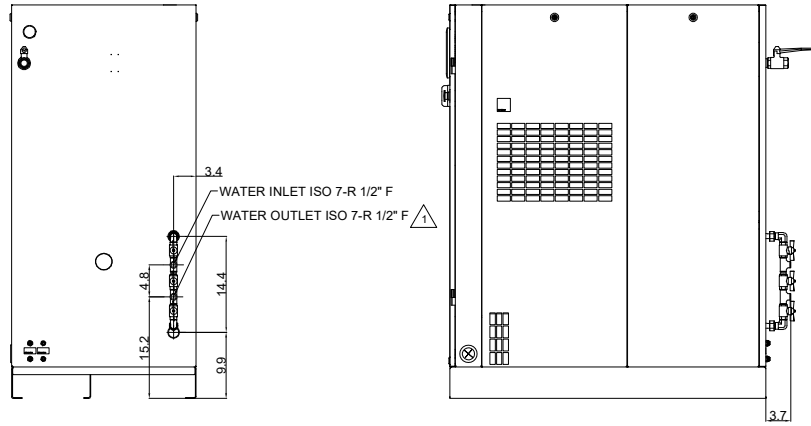


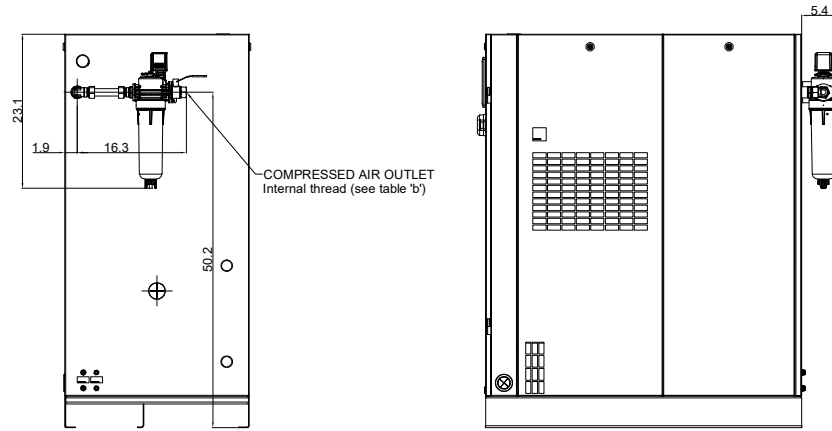


If this drawing is to be used for a project, it must be approved by the manufacturer of this type of equipment.

### ENERGY RECOVERY OPTION



### UD+ & DD FILTER OPTION



### DRYER BYPASS OPTION

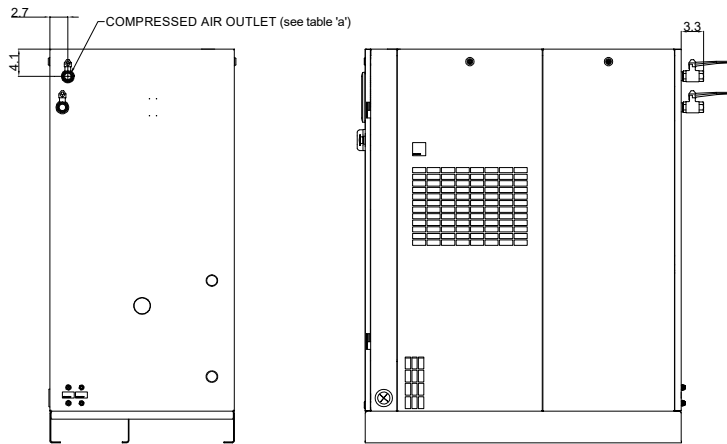
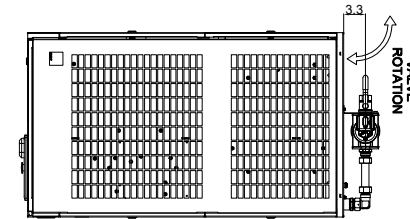


Table: b

Compressor	Connection	DD Filter Type	UD+ Filter Type
5 kW	G 1/2	DD25+	UD25+
7 kW	G 1/2	DD25+	UD25+
11 kW	G 3/4	DD45+	UD45+
15 kW	G 1	DD75+	UD75+
18 kW	G 1	DD75+	UD75+



NOTE  
ALL DIMENSIONS ARE IN INCHES

Rev	Description	Date	By	Appr	Part No	Material
01	Energy recovery note corrected	07-10-2023			9820701116	Not Applicable

Tolerances, if not indicated, according to:					
ATLAS COPCO STANDARD CLASS					
Name		DIMENS. DRAWING		GA-5-18 VSDs FF	
Material		Not Applicable		Confidentiality Class 1102 R/ Confidential	
Treatment		Not Applicable		ACD	
Scale		1:10		Family Not Applicable	
Drawn by		ATLAS COPCO		A1 Complete	
Checked by		N/A		Rework	
Date		8/06/2023 19:27:53		Drawing error	
Approved		Date checked		8/06/2023 19:27:53	

9820701116

CONFIDENTIAL: This drawing is the property of Atlas Copco and is not to be distributed outside the company without the express written consent of Atlas Copco.