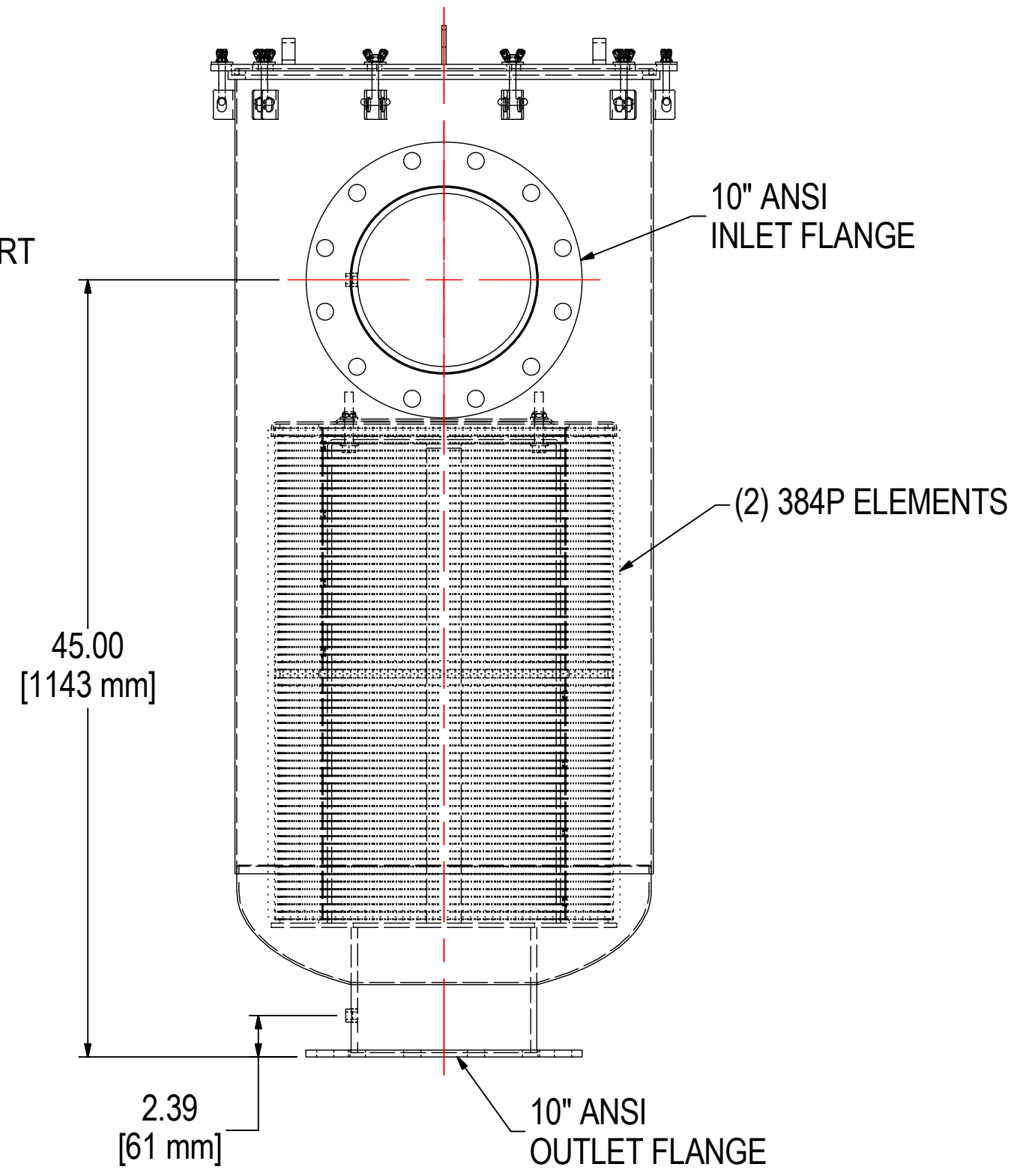
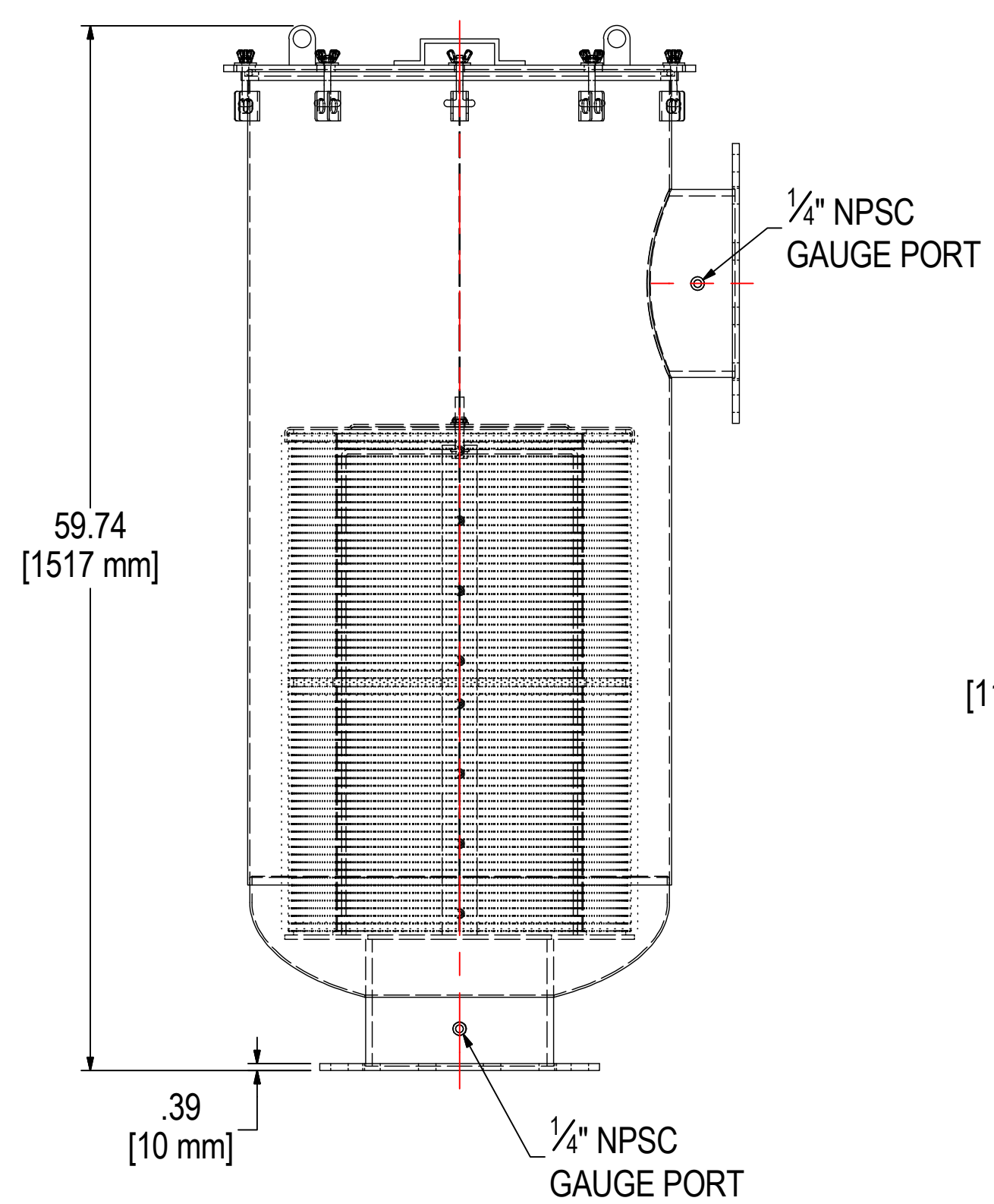
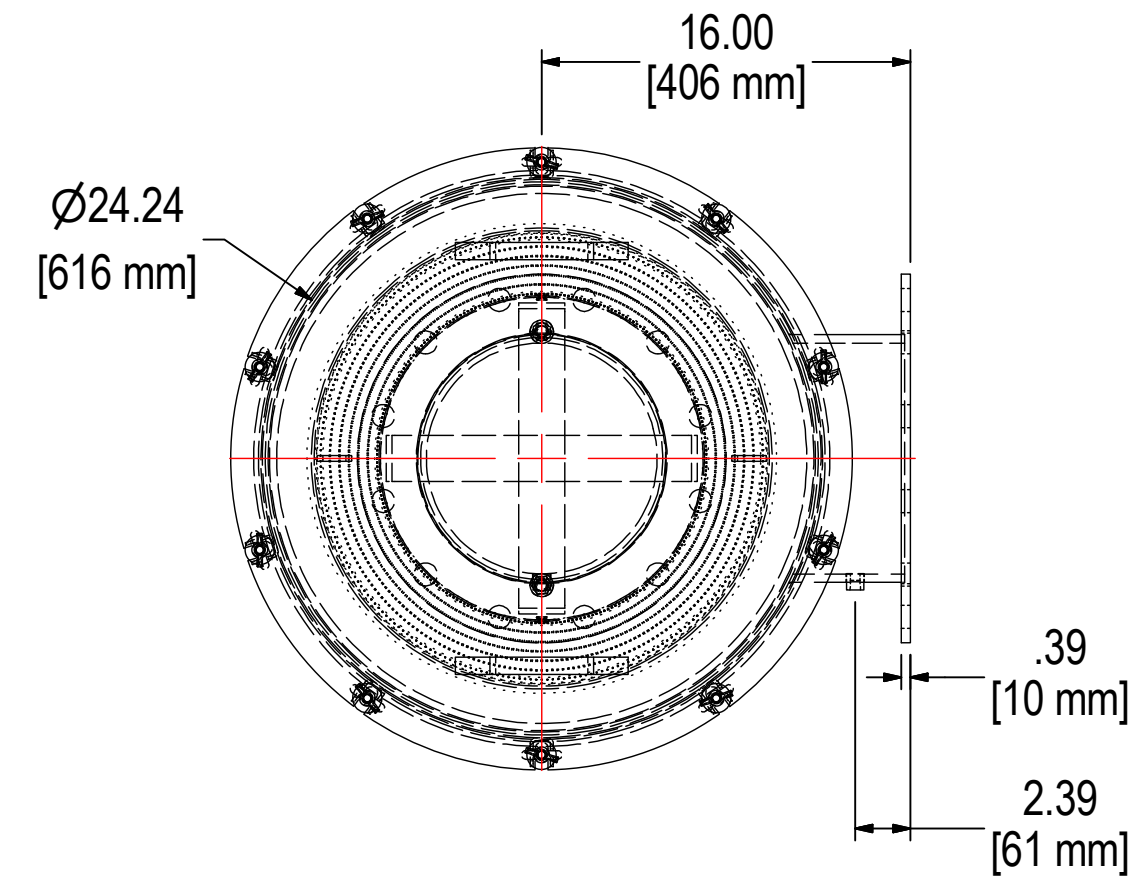


REV	DESCRIPTION	ECN #	CHG BY	DATE	APP'D
A	ADDED ELEMENT REMOVAL CLEARANCE	-	CCS	10/21/14	CCS
B	UPDATED TO 3D	8638	JSR	07/05/16	CRW



ELEMENT SPECS		
PART NUMBER	384P	
MATERIAL	Paper	
FLOW RATE	3300 CFM	5607 m ³ /hr
SURFACE AREA	140.0 ft ²	13.0 m ²
I.D.	14.00"	356mm
O.D.	19.63"	498mm
HEIGHT	14.50"	368mm

MODEL #: CSL-384P(2)-1000F	MATERIAL: CARBON STEEL	FINISH: BLACK PAINT
MODEL NUMBER: CSL-384P(2)-1000F	SHEET: 1 OF 1	
DESCRIPTION: CSL-384P(2)-1000F, BLACK		
PROJECT: SD10228	DRAWN BY: JAB DATE: 8/12/2000	APPROVED BY: DATE:
		REV: B

THE INFORMATION CONTAINED HEREIN IS CONFIDENTIAL AND THE PROPERTY OF SOLBERG MANUFACTURING INC. AND IT IS FURNISHED TO YOU WITH THE EXPRESS UNDERSTANDING THAT IT WILL NOT BE REPRODUCED, COPIED IN ANY MANNER, LOANED OR OTHERWISE TRANSFERRED TO OTHERS ENTIRELY OR IN PART, NOR USED FOR ANY PURPOSE OTHER THAN FOR WHICH IT WAS FURNISHED. IT WILL BE RETURNED UPON REQUEST TO SOLBERG MANUFACTURING INC. THE ABOVE RESTRICTION IS IN ADDITION TO, AND DOES NOT IN ANY WAY ALTER, ANY OTHER RESTRICTIONS WHICH MAY APPLY TO THE INFORMATION CONTAINED HEREIN.

TOLERANCES
 DIMENSIONS ARE FOR REFERENCE ONLY. ALL DIMENSIONS ARE SUBJECT TO CHANGE UPON PRODUCTION.
 UNLESS OTHERWISE SPECIFIED:
 -DIMENSIONS ARE IN INCHES
 -REF: APPROXIMATE DIMENSIONS, NO TOLERANCES APPLY
 -FINISH: BREAK EDGES TO .005-.020 RADIUS/CHAMFER